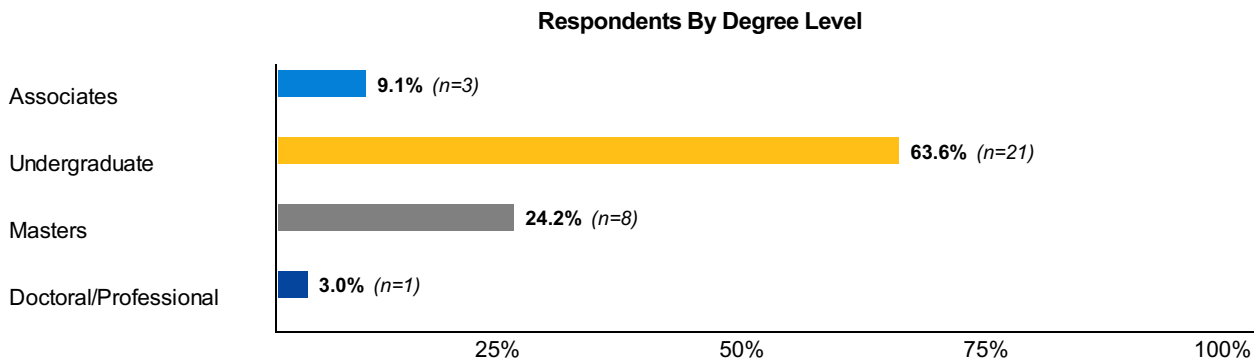
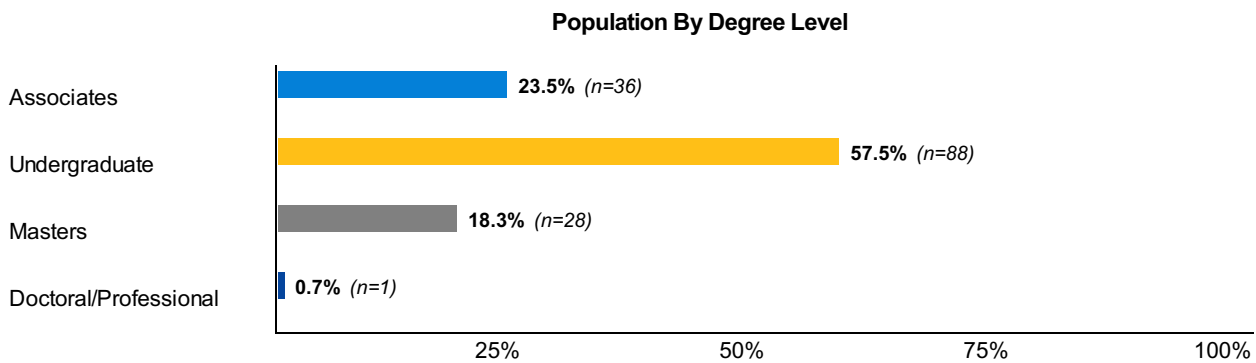
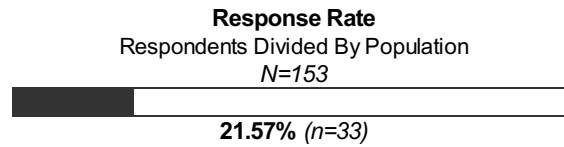
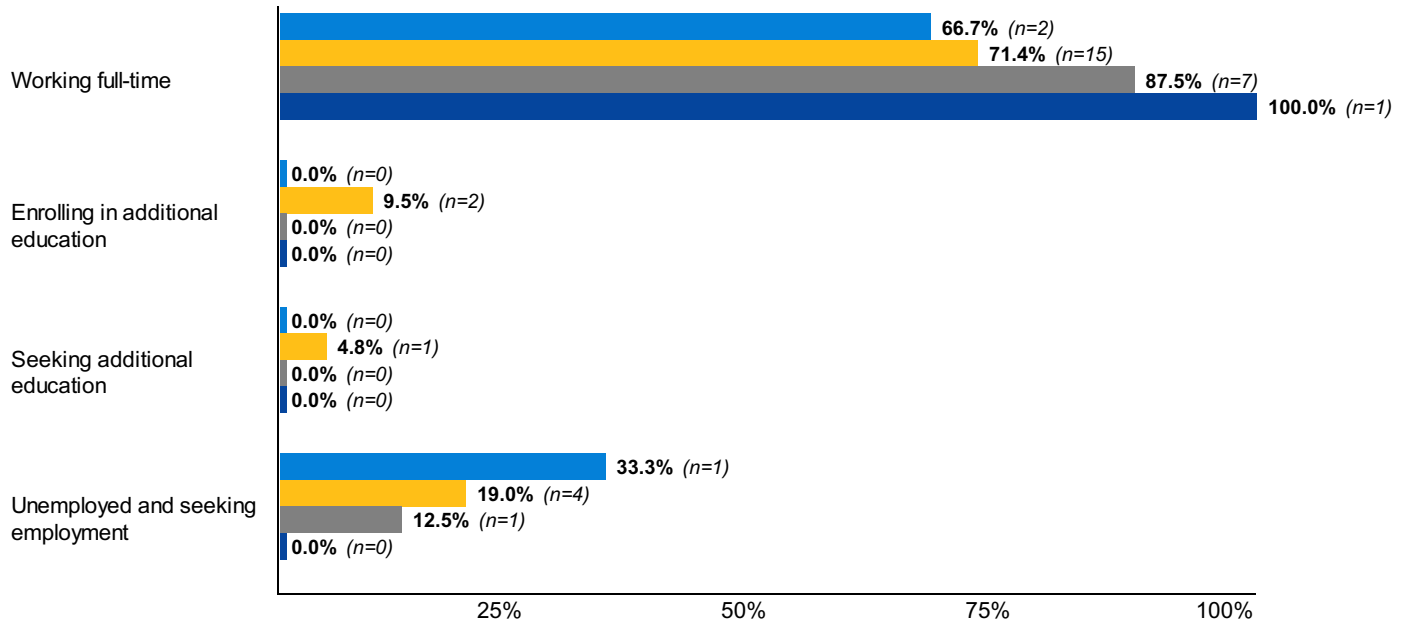
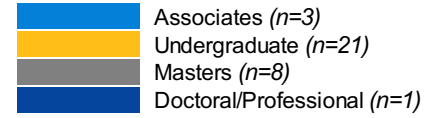


Response Rate Summary



General Outcomes

Core 1: Which of the following options represent your post-graduation situation at this time?
(Select all that apply)



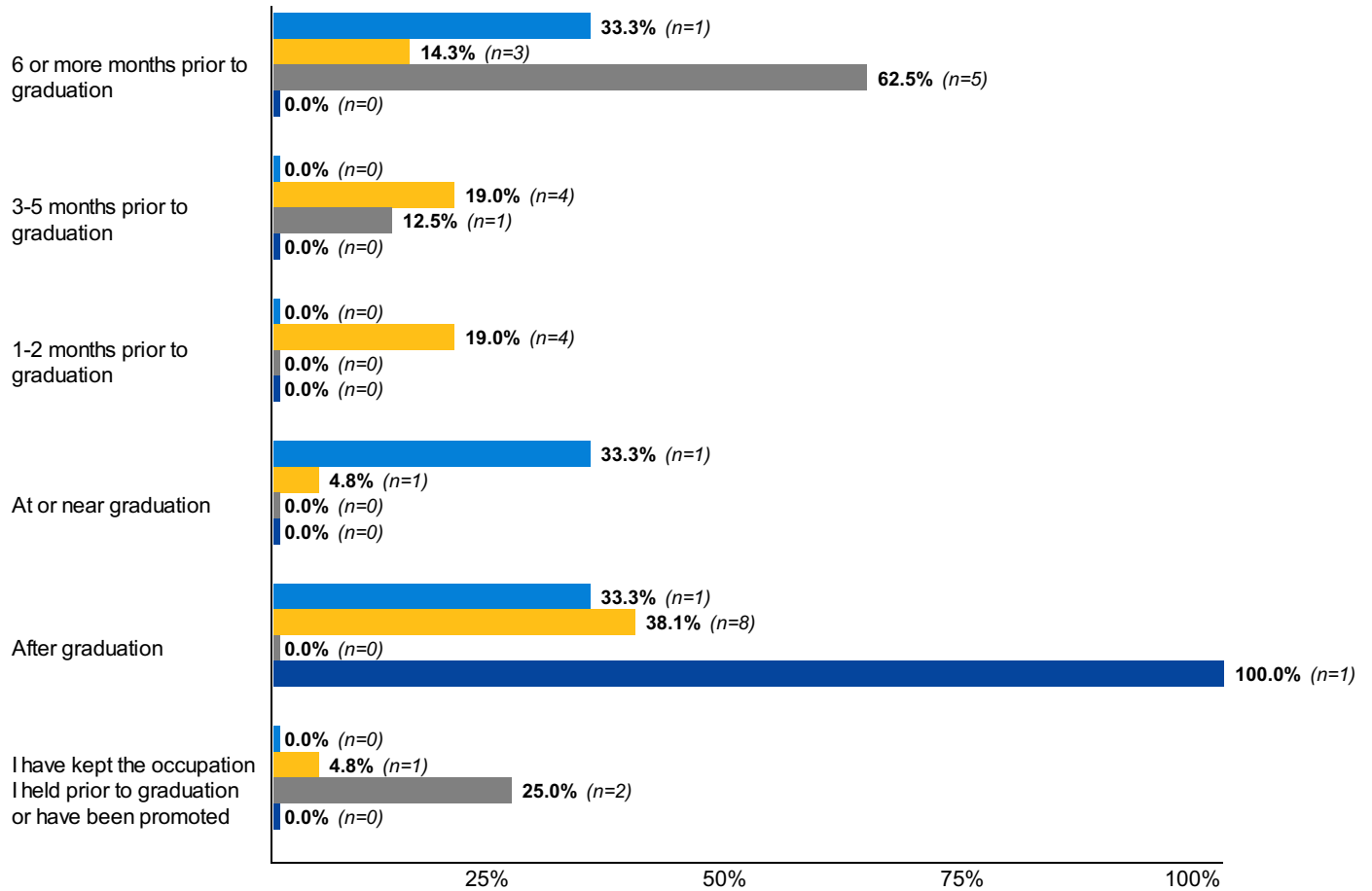
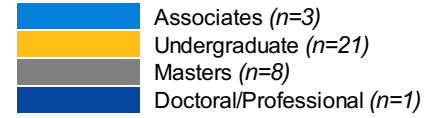
General Outcomes

Core 2: Which of the options above would you identify as your primary status post-graduation?

	Associates <i>n=3</i>	Undergraduate <i>n=21</i>	Masters <i>n=8</i>	Doctoral/Professional <i>n=1</i>
Working full-time	66.7% (<i>n=2</i>)	71.4% (<i>n=15</i>)	87.5% (<i>n=7</i>)	100.0% (<i>n=1</i>)
Enrolling in additional education	0.0% (<i>n=0</i>)	9.5% (<i>n=2</i>)	0.0% (<i>n=0</i>)	0.0% (<i>n=0</i>)
Unemployed and seeking employment	33.3% (<i>n=1</i>)	19.0% (<i>n=4</i>)	12.5% (<i>n=1</i>)	0.0% (<i>n=0</i>)

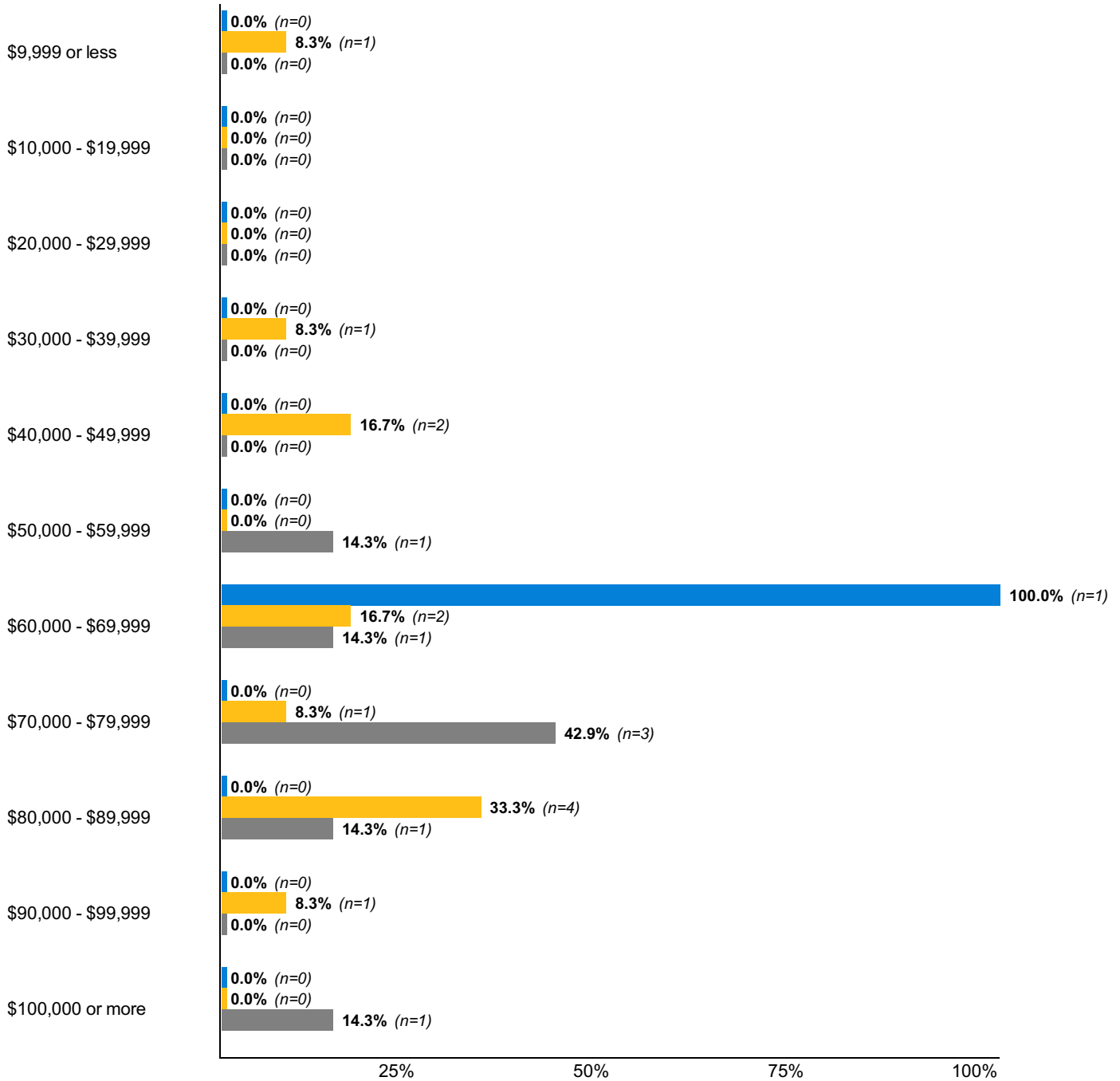

General Outcomes

Core 3: When did you begin to pursue your primary post-graduation occupation?



Occupation

Core 5: Please enter your expected total annual income, and if applicable, guaranteed bonus(es) below.



Overall median income: **\$72,500**

Median income for *Associates* students: **\$68,000**

Median income for *Undergraduate* students: **\$65,000**

Median income for *Masters* students: **\$76,000**

Median income for *Doctoral/Professional* students: **\$0**

To protect respondent confidentiality, median incomes have been rounded to the nearest \$500 interval.

Occupation

Core 6: Which of the following best describes your occupation?

	Associates <i>n=2</i>	Undergraduate <i>n=15</i>	Masters <i>n=7</i>	Doctoral/Professional <i>n=1</i>
Employed by an organization	50.0% (<i>n=1</i>)	86.7% (<i>n=13</i>)	100.0% (<i>n=7</i>)	0.0% (<i>n=0</i>)
Self-employed	0.0% (<i>n=0</i>)	6.7% (<i>n=1</i>)	0.0% (<i>n=0</i>)	0.0% (<i>n=0</i>)
Employed in a temporary / contract work assignment	50.0% (<i>n=1</i>)	0.0% (<i>n=0</i>)	0.0% (<i>n=0</i>)	0.0% (<i>n=0</i>)
Employed in a fellowship, post-doctoral residency, or other postdoctoral appointment	0.0% (<i>n=0</i>)	0.0% (<i>n=0</i>)	0.0% (<i>n=0</i>)	100.0% (<i>n=1</i>)
Employed in any other work category	0.0% (<i>n=0</i>)	6.7% (<i>n=1</i>)	0.0% (<i>n=0</i>)	0.0% (<i>n=0</i>)

Occupation

Core 7: Do you/will you hold more than one paid position?

	Associates <i>n=2</i>	Undergraduate <i>n=15</i>	Masters <i>n=7</i>	Doctoral/Professional <i>n=1</i>
Yes	50.0% (<i>n=1</i>)	6.7% (<i>n=1</i>)	14.3% (<i>n=1</i>)	0.0% (<i>n=0</i>)
No	50.0% (<i>n=1</i>)	93.3% (<i>n=14</i>)	85.7% (<i>n=6</i>)	100.0% (<i>n=1</i>)

Occupation: Industry

Core 9 & Core 13: Which of the following best describes the industry and job function of the occupation you do/will hold?

	Associates <i>n=1</i>	Undergraduate <i>n=12</i>	Masters <i>n=7</i>	Doctoral/Professional <i>n=0</i>
Mining & Metals	0.0% (<i>n=0</i>)	16.7% (<i>n=2</i>)	28.6% (<i>n=2</i>)	0.0% (<i>n=0</i>)
Healthcare / Health Services	0.0% (<i>n=0</i>)	33.3% (<i>n=4</i>)	0.0% (<i>n=0</i>)	0.0% (<i>n=0</i>)
Oil & Gas	0.0% (<i>n=0</i>)	25.0% (<i>n=3</i>)	14.3% (<i>n=1</i>)	0.0% (<i>n=0</i>)
Insurance Services	0.0% (<i>n=0</i>)	8.3% (<i>n=1</i>)	0.0% (<i>n=0</i>)	0.0% (<i>n=0</i>)
Consumer Products	0.0% (<i>n=0</i>)	0.0% (<i>n=0</i>)	14.3% (<i>n=1</i>)	0.0% (<i>n=0</i>)
Military & Defense	0.0% (<i>n=0</i>)	0.0% (<i>n=0</i>)	14.3% (<i>n=1</i>)	0.0% (<i>n=0</i>)
Manufacturing	0.0% (<i>n=0</i>)	0.0% (<i>n=0</i>)	14.3% (<i>n=1</i>)	0.0% (<i>n=0</i>)
Engineering	0.0% (<i>n=0</i>)	8.3% (<i>n=1</i>)	0.0% (<i>n=0</i>)	0.0% (<i>n=0</i>)
Electronics	0.0% (<i>n=0</i>)	0.0% (<i>n=0</i>)	14.3% (<i>n=1</i>)	0.0% (<i>n=0</i>)
Health, Wellness & Fitness	0.0% (<i>n=0</i>)	8.3% (<i>n=1</i>)	0.0% (<i>n=0</i>)	0.0% (<i>n=0</i>)
Construction	100.0% (<i>n=1</i>)	0.0% (<i>n=0</i>)	0.0% (<i>n=0</i>)	0.0% (<i>n=0</i>)

Occupation: Job Function

Core 9 & Core 13: Which of the following best describes the industry and job function of the occupation you do/will hold?

	Associates <i>n=2</i>	Undergraduate <i>n=12</i>	Masters <i>n=7</i>	Doctoral/Professional <i>n=0</i>
Engineering	50.0% (<i>n=1</i>)	41.7% (<i>n=5</i>)	42.9% (<i>n=3</i>)	0.0% (<i>n=0</i>)
Healthcare / Health Services	0.0% (<i>n=0</i>)	25.0% (<i>n=3</i>)	0.0% (<i>n=0</i>)	0.0% (<i>n=0</i>)
Risk Management / Assessment	0.0% (<i>n=0</i>)	8.3% (<i>n=1</i>)	28.6% (<i>n=2</i>)	0.0% (<i>n=0</i>)
Other	0.0% (<i>n=0</i>)	8.3% (<i>n=1</i>)	28.6% (<i>n=2</i>)	0.0% (<i>n=0</i>)
Operations	0.0% (<i>n=0</i>)	8.3% (<i>n=1</i>)	0.0% (<i>n=0</i>)	0.0% (<i>n=0</i>)
Data Entry	50.0% (<i>n=1</i>)	0.0% (<i>n=0</i>)	0.0% (<i>n=0</i>)	0.0% (<i>n=0</i>)
Therapy	0.0% (<i>n=0</i>)	8.3% (<i>n=1</i>)	0.0% (<i>n=0</i>)	0.0% (<i>n=0</i>)

Occupation

Core 10 & Core 14: Please enter the location of your occupation.

	Associates <i>n=2</i>	Undergraduate <i>n=8</i>	Masters <i>n=7</i>	Doctoral/Professional <i>n=0</i>
MT	100.0% (<i>n=2</i>)	50.0% (<i>n=4</i>)	28.6% (<i>n=2</i>)	0.0% (<i>n=0</i>)
VA	0.0% (<i>n=0</i>)	12.5% (<i>n=1</i>)	14.3% (<i>n=1</i>)	0.0% (<i>n=0</i>)
ID	0.0% (<i>n=0</i>)	12.5% (<i>n=1</i>)	14.3% (<i>n=1</i>)	0.0% (<i>n=0</i>)
NV	0.0% (<i>n=0</i>)	0.0% (<i>n=0</i>)	14.3% (<i>n=1</i>)	0.0% (<i>n=0</i>)
UT	0.0% (<i>n=0</i>)	0.0% (<i>n=0</i>)	14.3% (<i>n=1</i>)	0.0% (<i>n=0</i>)
CA	0.0% (<i>n=0</i>)	0.0% (<i>n=0</i>)	14.3% (<i>n=1</i>)	0.0% (<i>n=0</i>)
ND	0.0% (<i>n=0</i>)	12.5% (<i>n=1</i>)	0.0% (<i>n=0</i>)	0.0% (<i>n=0</i>)
WY	0.0% (<i>n=0</i>)	12.5% (<i>n=1</i>)	0.0% (<i>n=0</i>)	0.0% (<i>n=0</i>)

Occupation

Core 15: Which of these best describes your primary reason for being unemployed or not seeking employment?

	Associates <i>n=0</i>	Undergraduate <i>n=4</i>	Masters <i>n=1</i>	Doctoral/Professional <i>n=0</i>
Unable to find employment related to career goals or area of study	0.0% (<i>n=0</i>)	0.0% (<i>n=0</i>)	100.0% (<i>n=1</i>)	0.0% (<i>n=0</i>)
Unable to find employment where I live or want to live	0.0% (<i>n=0</i>)	25.0% (<i>n=1</i>)	0.0% (<i>n=0</i>)	0.0% (<i>n=0</i>)
Unable to find any employment	0.0% (<i>n=0</i>)	25.0% (<i>n=1</i>)	0.0% (<i>n=0</i>)	0.0% (<i>n=0</i>)
Other	0.0% (<i>n=0</i>)	50.0% (<i>n=2</i>)	0.0% (<i>n=0</i>)	0.0% (<i>n=0</i>)

Occupation

Core 16: Have you received any offers for employment that you did not accept?

	Associates <i>n=0</i>	Undergraduate <i>n=4</i>	Masters <i>n=1</i>	Doctoral/Professional <i>n=0</i>
No	0.0% (<i>n=0</i>)	100.0% (<i>n=4</i>)	100.0% (<i>n=1</i>)	0.0% (<i>n=0</i>)

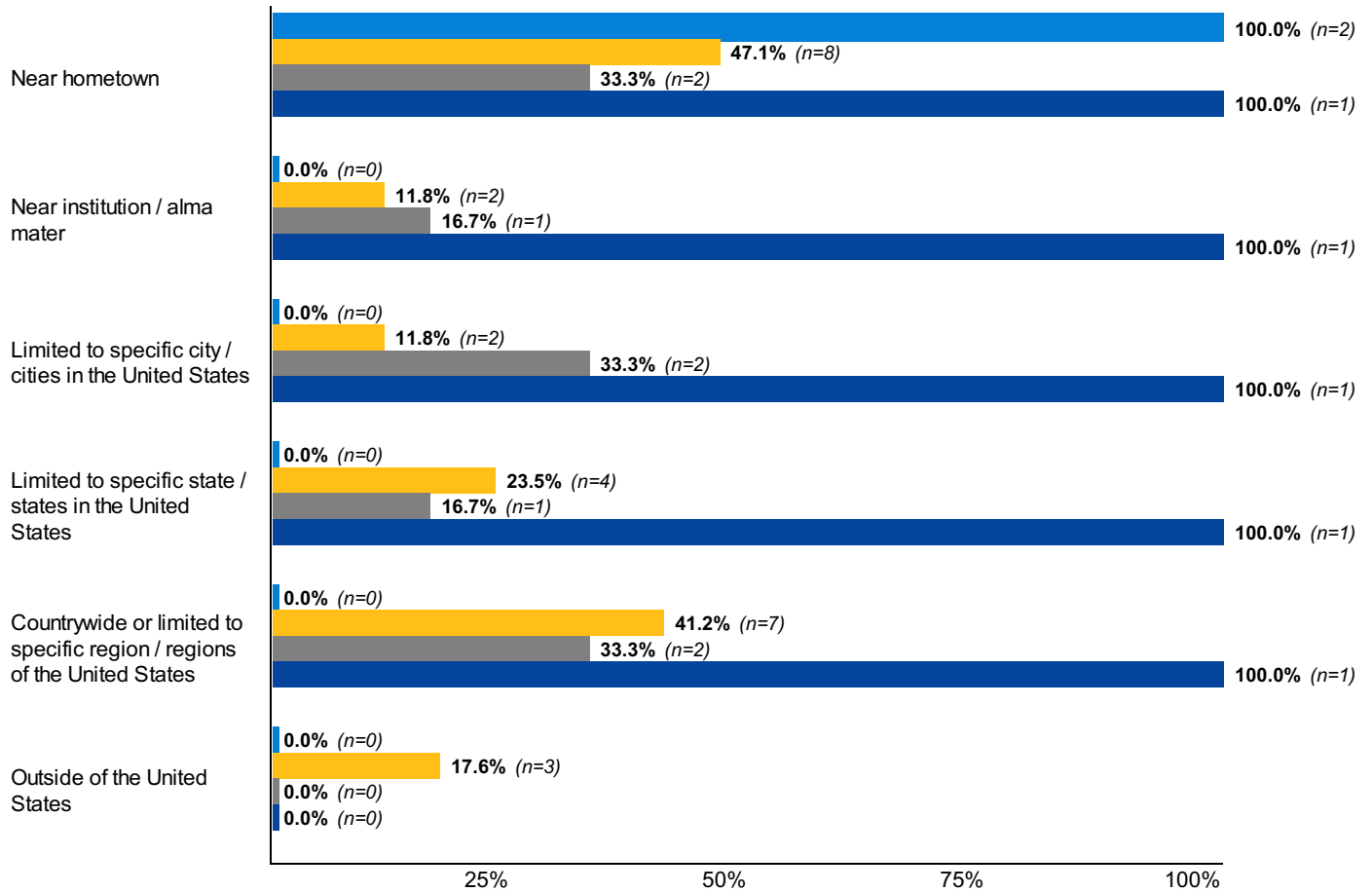
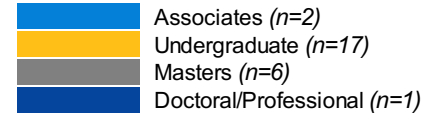
Occupation

Core 17: Which of these best describe your reason(s) for not accepting your offer(s)? (Select all that apply)

	Associates <i>n=0</i>	Undergraduate <i>n=0</i>	Masters <i>n=1</i>	Doctoral/Professional <i>n=0</i>
Family or personal reasons	0.0% (<i>n=0</i>)	0.0% (<i>n=0</i>)	100.0% (<i>n=1</i>)	0.0% (<i>n=0</i>)

Occupation

Core 18: Where geographically did you look when searching for your post-graduation occupation? (Select all that apply)



Additional Education Enrollment

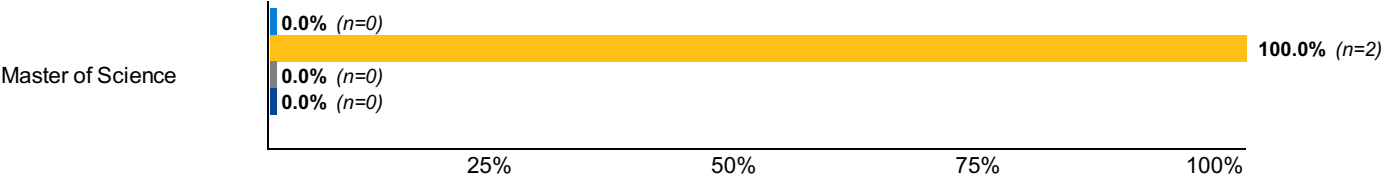
Core 20: Please answer each of the items below concerning the additional education you are pursuing.

	Associates <i>n=0</i>	Undergraduate <i>n=2</i>	Masters <i>n=0</i>	Doctoral/Professional <i>n=0</i>
Engineering	0.0% (<i>n=0</i>)	100.0% (<i>n=2</i>)	0.0% (<i>n=0</i>)	0.0% (<i>n=0</i>)

Additional Education Enrollment

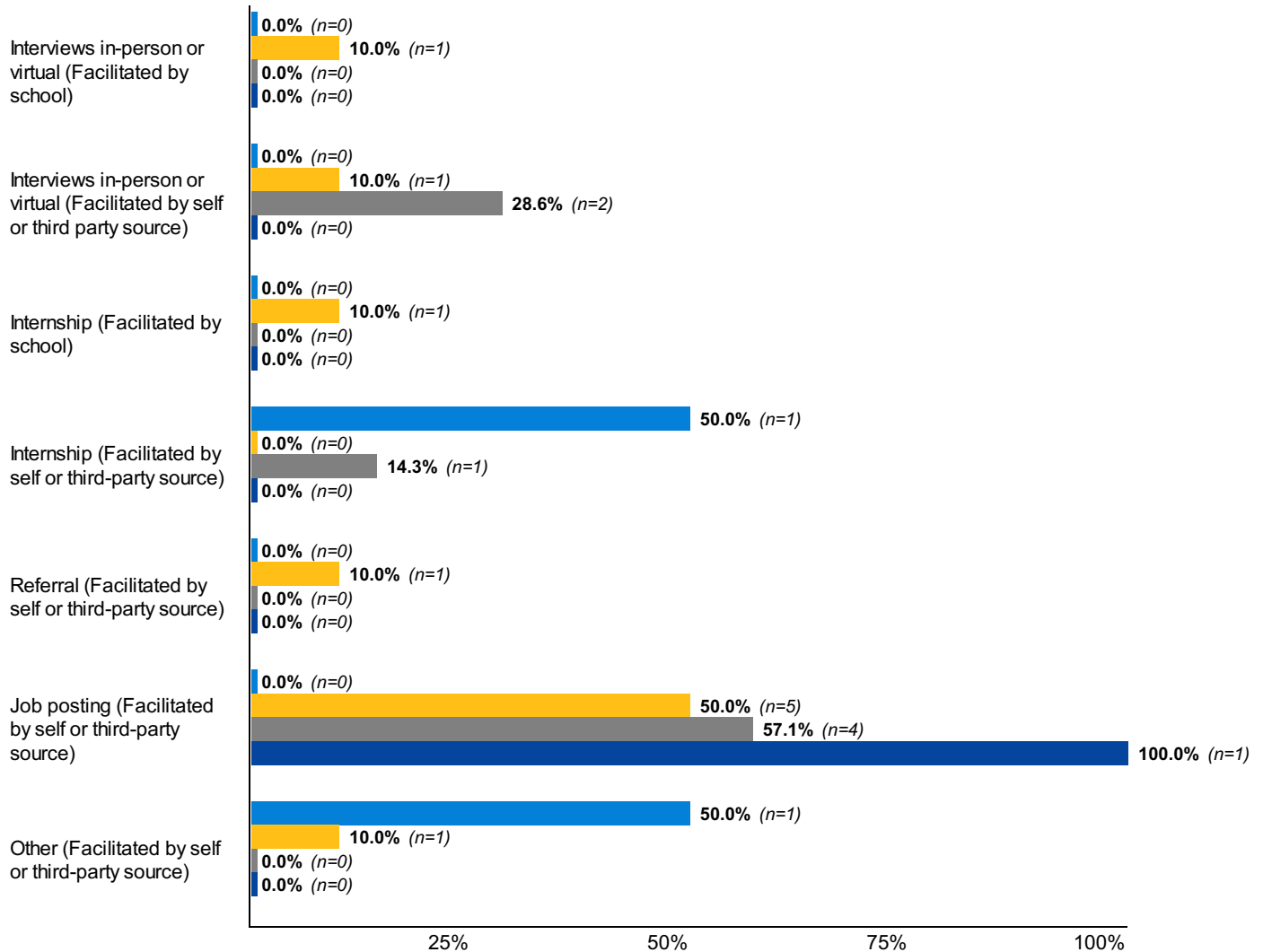
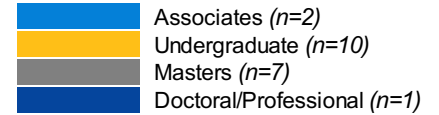
Core 21: What additional degree are you seeking post-graduation?

- Associates (n=0)
- Undergraduate (n=2)
- Masters (n=0)
- Doctoral/Professional (n=0)



Engagement

Engagement 47: Please indicate the primary job search activity that led to the job you accepted or hold. (Select one)



Engagement

Engagement 48: How helpful did you find each of these resources when searching for an occupation?

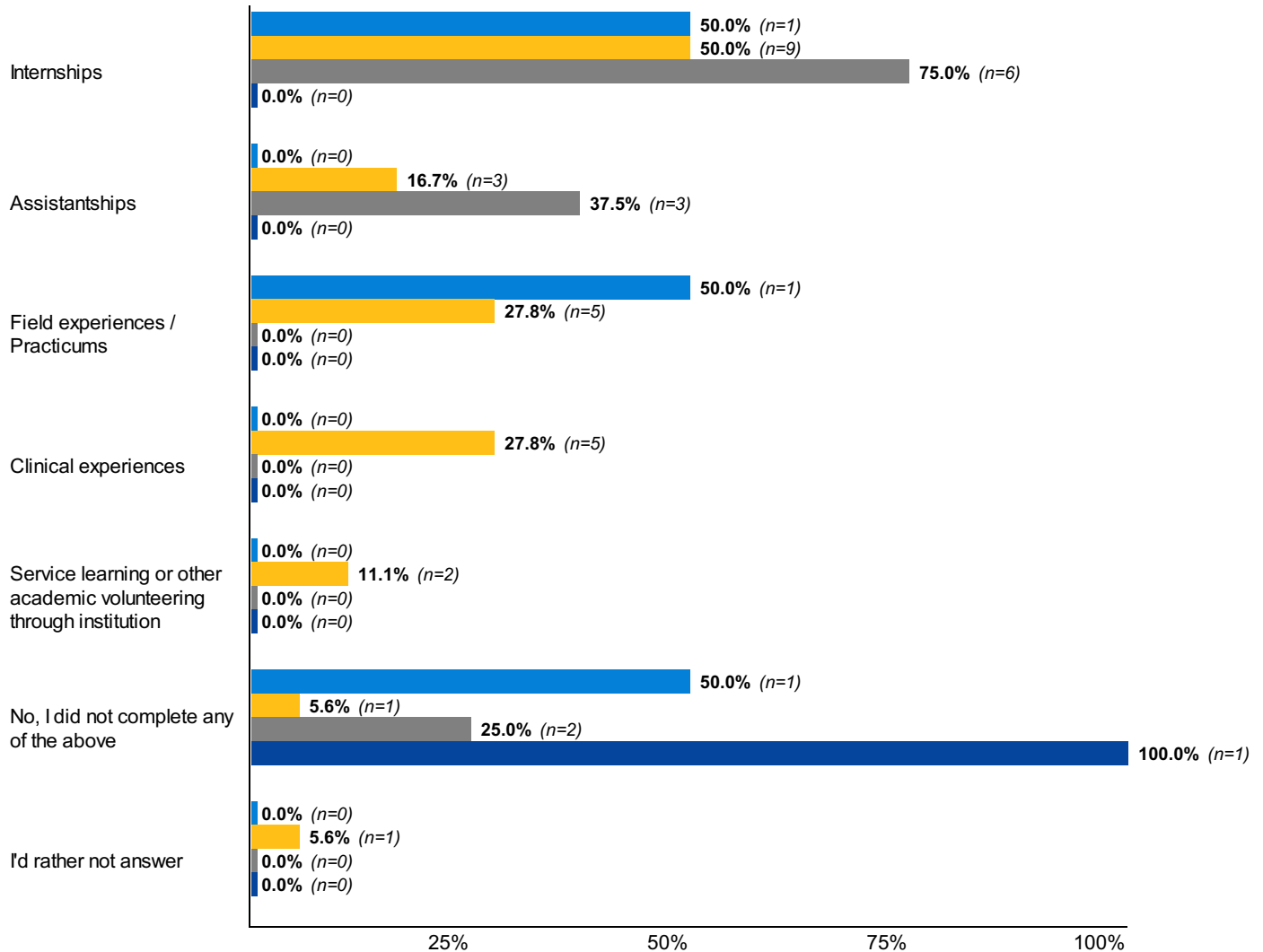
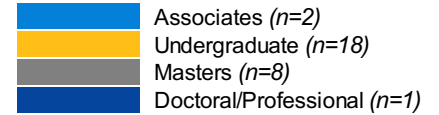
	Associates <i>n=2</i>	Undergraduate <i>n=17</i>	Masters <i>n=8</i>	Doctoral/Professional <i>n=0</i>
Career Center Staff = Very Helpful	0.0% (<i>n=0</i>)	29.4% (<i>n=5</i>)	25.0% (<i>n=2</i>)	0.0% (<i>n=0</i>)
Career Center Staff = Helpful	0.0% (<i>n=0</i>)	23.5% (<i>n=4</i>)	37.5% (<i>n=3</i>)	0.0% (<i>n=0</i>)
Career Center Staff = Neither Helpful nor Unhelpful	0.0% (<i>n=0</i>)	5.9% (<i>n=1</i>)	0.0% (<i>n=0</i>)	0.0% (<i>n=0</i>)
Career Center Staff = Unhelpful	0.0% (<i>n=0</i>)	11.8% (<i>n=2</i>)	0.0% (<i>n=0</i>)	0.0% (<i>n=0</i>)
Career Center Staff = Very Unhelpful	0.0% (<i>n=0</i>)	11.8% (<i>n=2</i>)	0.0% (<i>n=0</i>)	0.0% (<i>n=0</i>)
Career Center Staff = I have never used this resource	100.0% (<i>n=2</i>)	17.6% (<i>n=3</i>)	37.5% (<i>n=3</i>)	0.0% (<i>n=0</i>)
Career Center Services = Very Helpful	0.0% (<i>n=0</i>)	29.4% (<i>n=5</i>)	25.0% (<i>n=2</i>)	0.0% (<i>n=0</i>)
Career Center Services = Helpful	0.0% (<i>n=0</i>)	23.5% (<i>n=4</i>)	25.0% (<i>n=2</i>)	0.0% (<i>n=0</i>)
Career Center Services = Neither Helpful nor Unhelpful	0.0% (<i>n=0</i>)	5.9% (<i>n=1</i>)	12.5% (<i>n=1</i>)	0.0% (<i>n=0</i>)
Career Center Services = Unhelpful	0.0% (<i>n=0</i>)	11.8% (<i>n=2</i>)	0.0% (<i>n=0</i>)	0.0% (<i>n=0</i>)
Career Center Services = Very Unhelpful	0.0% (<i>n=0</i>)	11.8% (<i>n=2</i>)	12.5% (<i>n=1</i>)	0.0% (<i>n=0</i>)
Career Center Services = I have never used this resource	100.0% (<i>n=2</i>)	17.6% (<i>n=3</i>)	25.0% (<i>n=2</i>)	0.0% (<i>n=0</i>)
Departmental Faculty / Staff / Services = Very Helpful	0.0% (<i>n=0</i>)	47.1% (<i>n=8</i>)	25.0% (<i>n=2</i>)	0.0% (<i>n=0</i>)
Departmental Faculty / Staff / Services = Helpful	50.0% (<i>n=1</i>)	0.0% (<i>n=0</i>)	50.0% (<i>n=4</i>)	0.0% (<i>n=0</i>)
Departmental Faculty / Staff / Services = Neither Helpful nor Unhelpful	0.0% (<i>n=0</i>)	17.6% (<i>n=3</i>)	0.0% (<i>n=0</i>)	0.0% (<i>n=0</i>)
Departmental Faculty / Staff / Services = Unhelpful	0.0% (<i>n=0</i>)	5.9% (<i>n=1</i>)	0.0% (<i>n=0</i>)	0.0% (<i>n=0</i>)
Departmental Faculty / Staff / Services = Very Unhelpful	0.0% (<i>n=0</i>)	11.8% (<i>n=2</i>)	0.0% (<i>n=0</i>)	0.0% (<i>n=0</i>)
Departmental Faculty / Staff / Services = I have never used this resource	50.0% (<i>n=1</i>)	11.8% (<i>n=2</i>)	25.0% (<i>n=2</i>)	0.0% (<i>n=0</i>)
Other Faculty / Staff / Services = Very Helpful	0.0% (<i>n=0</i>)	17.6% (<i>n=3</i>)	12.5% (<i>n=1</i>)	0.0% (<i>n=0</i>)
Other Faculty / Staff / Services = Helpful	0.0% (<i>n=0</i>)	29.4% (<i>n=5</i>)	25.0% (<i>n=2</i>)	0.0% (<i>n=0</i>)

Other Faculty / Staff / Services = Neither Helpful nor Unhelpful	0.0% (n=0)	11.8% (n=2)	12.5% (n=1)	0.0% (n=0)
Other Faculty / Staff / Services = Unhelpful	0.0% (n=0)	5.9% (n=1)	0.0% (n=0)	0.0% (n=0)
Other Faculty / Staff / Services = Very Unhelpful	0.0% (n=0)	11.8% (n=2)	0.0% (n=0)	0.0% (n=0)
Other Faculty / Staff / Services = I have never used this resource	100.0% (n=2)	23.5% (n=4)	50.0% (n=4)	0.0% (n=0)
Academic Advising Staff / Services = Very Helpful	0.0% (n=0)	29.4% (n=5)	25.0% (n=2)	0.0% (n=0)
Academic Advising Staff / Services = Helpful	0.0% (n=0)	11.8% (n=2)	25.0% (n=2)	0.0% (n=0)
Academic Advising Staff / Services = Neither Helpful nor Unhelpful	0.0% (n=0)	23.5% (n=4)	12.5% (n=1)	0.0% (n=0)
Academic Advising Staff / Services = Unhelpful	0.0% (n=0)	11.8% (n=2)	0.0% (n=0)	0.0% (n=0)
Academic Advising Staff / Services = Very Unhelpful	0.0% (n=0)	11.8% (n=2)	0.0% (n=0)	0.0% (n=0)
Academic Advising Staff / Services = I have never used this resource	100.0% (n=2)	11.8% (n=2)	37.5% (n=3)	0.0% (n=0)
Alumni = Very Helpful	0.0% (n=0)	23.5% (n=4)	0.0% (n=0)	0.0% (n=0)
Alumni = Helpful	0.0% (n=0)	23.5% (n=4)	12.5% (n=1)	0.0% (n=0)
Alumni = Neither Helpful nor Unhelpful	50.0% (n=1)	17.6% (n=3)	37.5% (n=3)	0.0% (n=0)
Alumni = Unhelpful	0.0% (n=0)	5.9% (n=1)	0.0% (n=0)	0.0% (n=0)
Alumni = Very Unhelpful	0.0% (n=0)	0.0% (n=0)	0.0% (n=0)	0.0% (n=0)
Alumni = I have never used this resource	50.0% (n=1)	29.4% (n=5)	50.0% (n=4)	0.0% (n=0)
Family Members = Very Helpful	0.0% (n=0)	35.3% (n=6)	25.0% (n=2)	0.0% (n=0)
Family Members = Helpful	100.0% (n=2)	41.2% (n=7)	0.0% (n=0)	0.0% (n=0)
Family Members = Neither Helpful nor Unhelpful	0.0% (n=0)	11.8% (n=2)	25.0% (n=2)	0.0% (n=0)
Family Members = Unhelpful	0.0% (n=0)	0.0% (n=0)	0.0% (n=0)	0.0% (n=0)
Family Members = Very Unhelpful	0.0% (n=0)	0.0% (n=0)	0.0% (n=0)	0.0% (n=0)
Family Members = I have never used this resource	0.0% (n=0)	11.8% (n=2)	50.0% (n=4)	0.0% (n=0)
Bosses / Co-workers / Supervisors = Very Helpful	50.0% (n=1)	29.4% (n=5)	0.0% (n=0)	0.0% (n=0)
Bosses / Co-workers / Supervisors = Helpful	0.0% (n=0)	29.4% (n=5)	62.5% (n=5)	0.0% (n=0)
Bosses / Co-workers / Supervisors = Neither Helpful nor Unhelpful	50.0% (n=1)	23.5% (n=4)	0.0% (n=0)	0.0% (n=0)
Bosses / Co-workers / Supervisors = Unhelpful	0.0% (n=0)	5.9% (n=1)	0.0% (n=0)	0.0% (n=0)
Bosses / Co-workers / Supervisors = Very Unhelpful	0.0% (n=0)	0.0% (n=0)	0.0% (n=0)	0.0% (n=0)
Bosses / Co-workers / Supervisors = I have never used this resource	0.0% (n=0)	11.8% (n=2)	37.5% (n=3)	0.0% (n=0)

Professional Contacts / Organizations = Very Helpful	50.0% (n=1)	23.5% (n=4)	0.0% (n=0)	0.0% (n=0)
Professional Contacts / Organizations = Helpful	0.0% (n=0)	29.4% (n=5)	62.5% (n=5)	0.0% (n=0)
Professional Contacts / Organizations = Neither Helpful nor Unhelpful	0.0% (n=0)	17.6% (n=3)	25.0% (n=2)	0.0% (n=0)
Professional Contacts / Organizations = Unhelpful	0.0% (n=0)	5.9% (n=1)	0.0% (n=0)	0.0% (n=0)
Professional Contacts / Organizations = Very Unhelpful	0.0% (n=0)	5.9% (n=1)	0.0% (n=0)	0.0% (n=0)
Professional Contacts / Organizations = I have never used this resource	50.0% (n=1)	17.6% (n=3)	12.5% (n=1)	0.0% (n=0)
Peers = Very Helpful	0.0% (n=0)	23.5% (n=4)	12.5% (n=1)	0.0% (n=0)
Peers = Helpful	100.0% (n=2)	41.2% (n=7)	50.0% (n=4)	0.0% (n=0)
Peers = Neither Helpful nor Unhelpful	0.0% (n=0)	5.9% (n=1)	25.0% (n=2)	0.0% (n=0)
Peers = Unhelpful	0.0% (n=0)	5.9% (n=1)	0.0% (n=0)	0.0% (n=0)
Peers = Very Unhelpful	0.0% (n=0)	5.9% (n=1)	0.0% (n=0)	0.0% (n=0)
Peers = I have never used this resource	0.0% (n=0)	17.6% (n=3)	12.5% (n=1)	0.0% (n=0)

Engagement

Experiential 49: Did you complete any of the following while working on your degree? (Select all that apply)



Internships

Experiential 51: How many internships did you complete?

	Associates <i>n=1</i>	Undergraduate <i>n=9</i>	Masters <i>n=6</i>	Doctoral/Professional <i>n=0</i>
1	0.0% (<i>n=0</i>)	33.3% (<i>n=3</i>)	50.0% (<i>n=3</i>)	0.0% (<i>n=0</i>)
2	0.0% (<i>n=0</i>)	33.3% (<i>n=3</i>)	16.7% (<i>n=1</i>)	0.0% (<i>n=0</i>)
3	100.0% (<i>n=1</i>)	22.2% (<i>n=2</i>)	16.7% (<i>n=1</i>)	0.0% (<i>n=0</i>)
4	0.0% (<i>n=0</i>)	11.1% (<i>n=1</i>)	16.7% (<i>n=1</i>)	0.0% (<i>n=0</i>)
5	0.0% (<i>n=0</i>)	0.0% (<i>n=0</i>)	0.0% (<i>n=0</i>)	0.0% (<i>n=0</i>)
More than 5	0.0% (<i>n=0</i>)	0.0% (<i>n=0</i>)	0.0% (<i>n=0</i>)	0.0% (<i>n=0</i>)

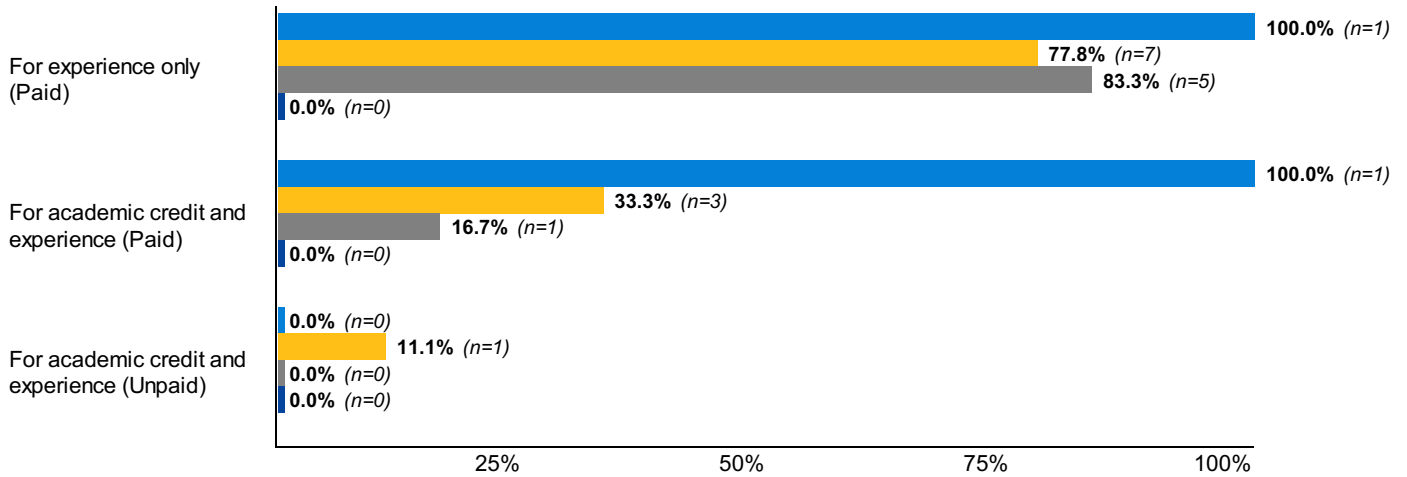
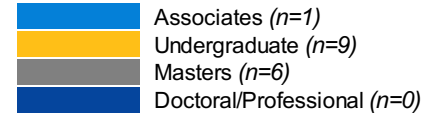
Internships

Experiential 52: Please indicate if these experiences were full or part-time. (Select all that apply)

	Associates <i>n=1</i>	Undergraduate <i>n=9</i>	Masters <i>n=6</i>	Doctoral/Professional <i>n=0</i>
Full-time	100.0% (<i>n=1</i>)	77.8% (<i>n=7</i>)	100.0% (<i>n=6</i>)	0.0% (<i>n=0</i>)
Part-time	0.0% (<i>n=0</i>)	22.2% (<i>n=2</i>)	16.7% (<i>n=1</i>)	0.0% (<i>n=0</i>)

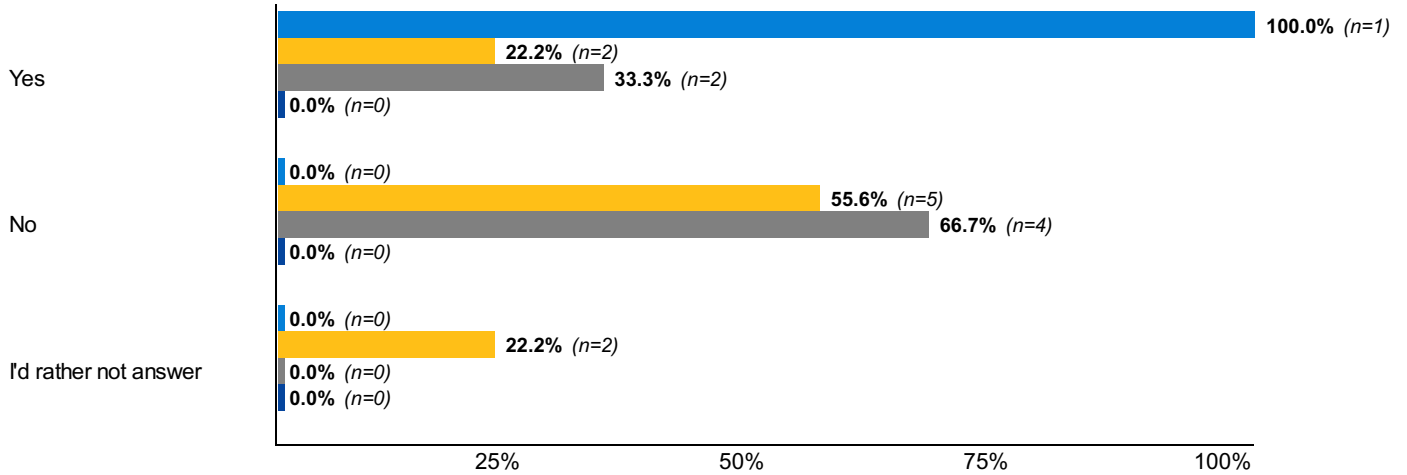
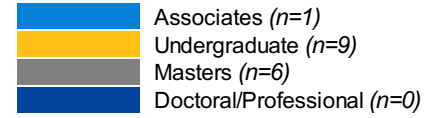
Internships

Experiential 53: What types of internships did you complete? (Select all that apply)



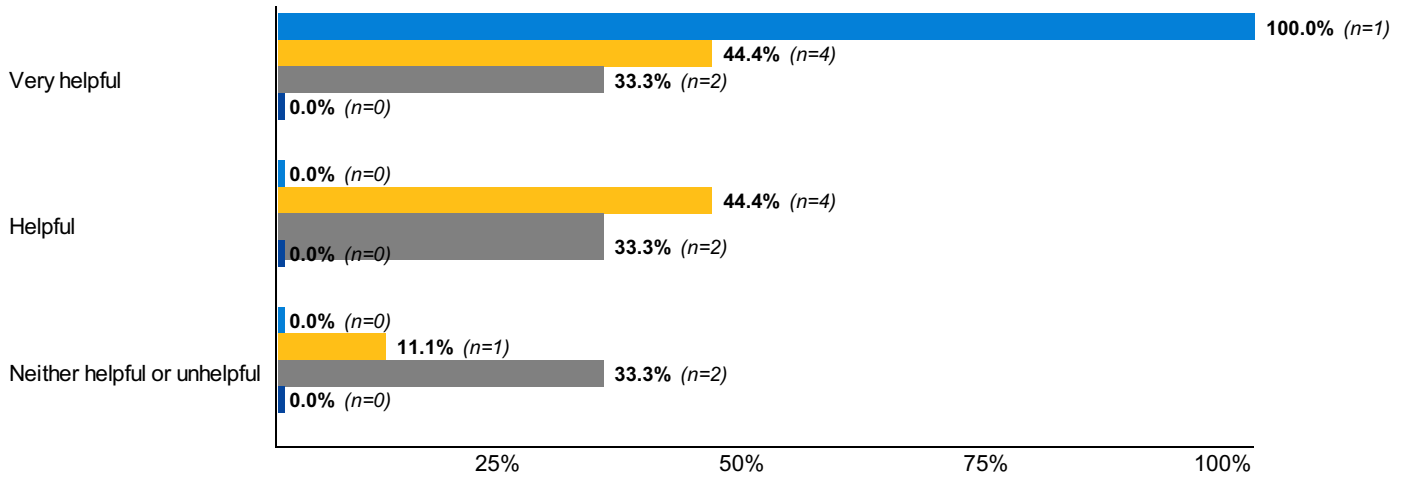
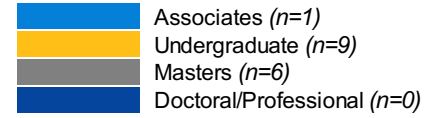
Internships

Experiential 54: Were you offered full-time employment as result of any of your internships?



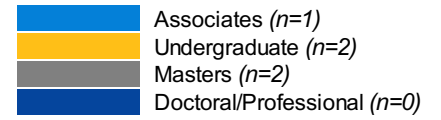
Internships

Experiential 55: Overall, how helpful were your internships in preparing you for the workplace/your career?

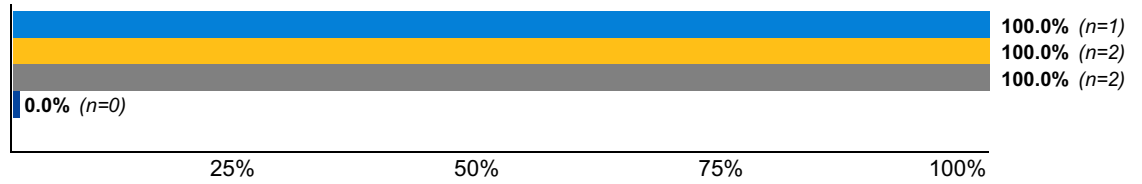


Internships

Experiential 57: What type of internship was this?



For experience only
(Paid)



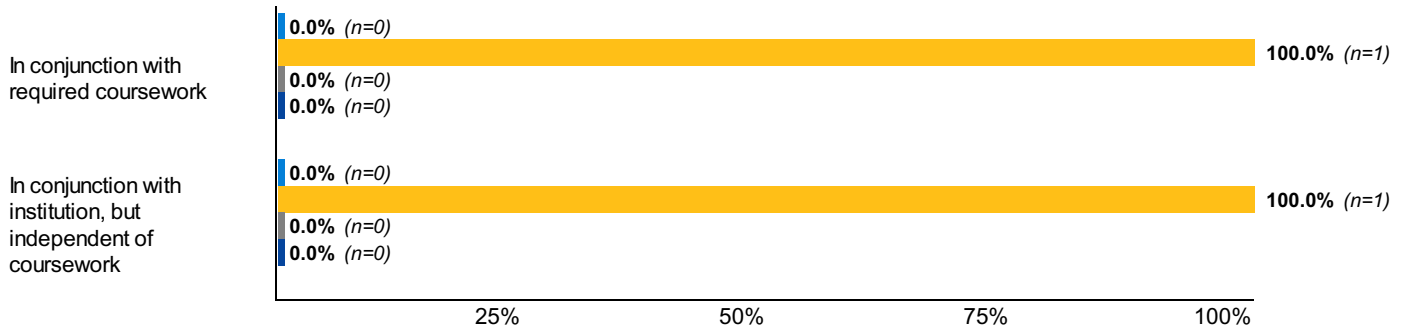
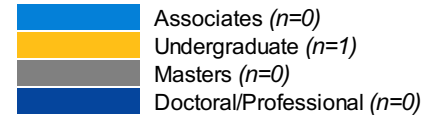
Service learning and other academic volunteer experiences

Experiential 65: How many service learning or other academic volunteer experiences did you complete?

	Associates <i>n=0</i>	Undergraduate <i>n=1</i>	Masters <i>n=0</i>	Doctoral/Professional <i>n=0</i>
1	0.0% (<i>n=0</i>)	0.0% (<i>n=0</i>)	0.0% (<i>n=0</i>)	0.0% (<i>n=0</i>)
2	0.0% (<i>n=0</i>)	100.0% (<i>n=1</i>)	0.0% (<i>n=0</i>)	0.0% (<i>n=0</i>)
3	0.0% (<i>n=0</i>)	0.0% (<i>n=0</i>)	0.0% (<i>n=0</i>)	0.0% (<i>n=0</i>)
4	0.0% (<i>n=0</i>)	0.0% (<i>n=0</i>)	0.0% (<i>n=0</i>)	0.0% (<i>n=0</i>)
5	0.0% (<i>n=0</i>)	0.0% (<i>n=0</i>)	0.0% (<i>n=0</i>)	0.0% (<i>n=0</i>)
More than 5	0.0% (<i>n=0</i>)	0.0% (<i>n=0</i>)	0.0% (<i>n=0</i>)	0.0% (<i>n=0</i>)

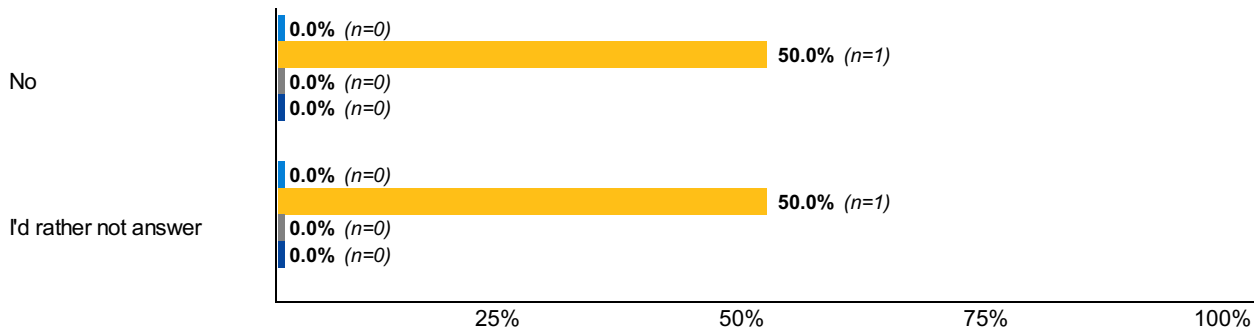
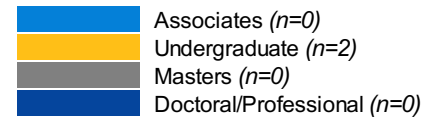
Service learning and other academic volunteer experiences

Experiential 67: What types of service learning or other academic volunteer experiences did you complete? (Select all that apply)



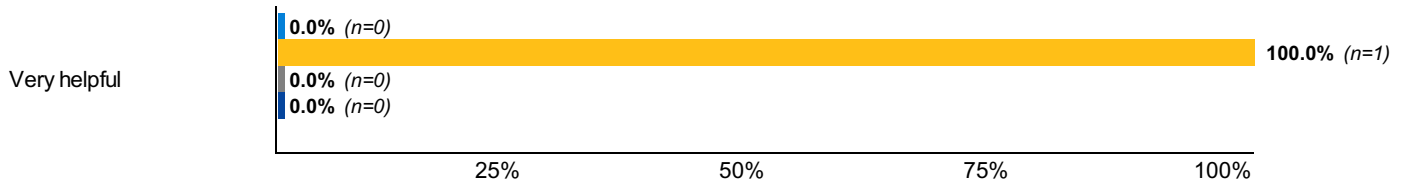
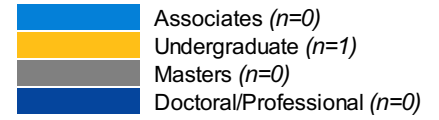
Service learning and other academic volunteer experiences

Experiential 68: Were you offered full-time employment as result of any of your service learning or other academic volunteer experiences?



Service learning and other academic volunteer experiences

Experiential 69: How helpful were your service learning or other academic volunteer experiences in preparing you for the workplace/your career?



Assistantships

Experiential 72: How many assistantships did you complete?

	Associates <i>n=0</i>	Undergraduate <i>n=2</i>	Masters <i>n=3</i>	Doctoral/Professional <i>n=0</i>
1	0.0% (<i>n=0</i>)	50.0% (<i>n=1</i>)	33.3% (<i>n=1</i>)	0.0% (<i>n=0</i>)
2	0.0% (<i>n=0</i>)	50.0% (<i>n=1</i>)	0.0% (<i>n=0</i>)	0.0% (<i>n=0</i>)
3	0.0% (<i>n=0</i>)	0.0% (<i>n=0</i>)	33.3% (<i>n=1</i>)	0.0% (<i>n=0</i>)
4	0.0% (<i>n=0</i>)	0.0% (<i>n=0</i>)	33.3% (<i>n=1</i>)	0.0% (<i>n=0</i>)
5	0.0% (<i>n=0</i>)	0.0% (<i>n=0</i>)	0.0% (<i>n=0</i>)	0.0% (<i>n=0</i>)
More than 5	0.0% (<i>n=0</i>)	0.0% (<i>n=0</i>)	0.0% (<i>n=0</i>)	0.0% (<i>n=0</i>)

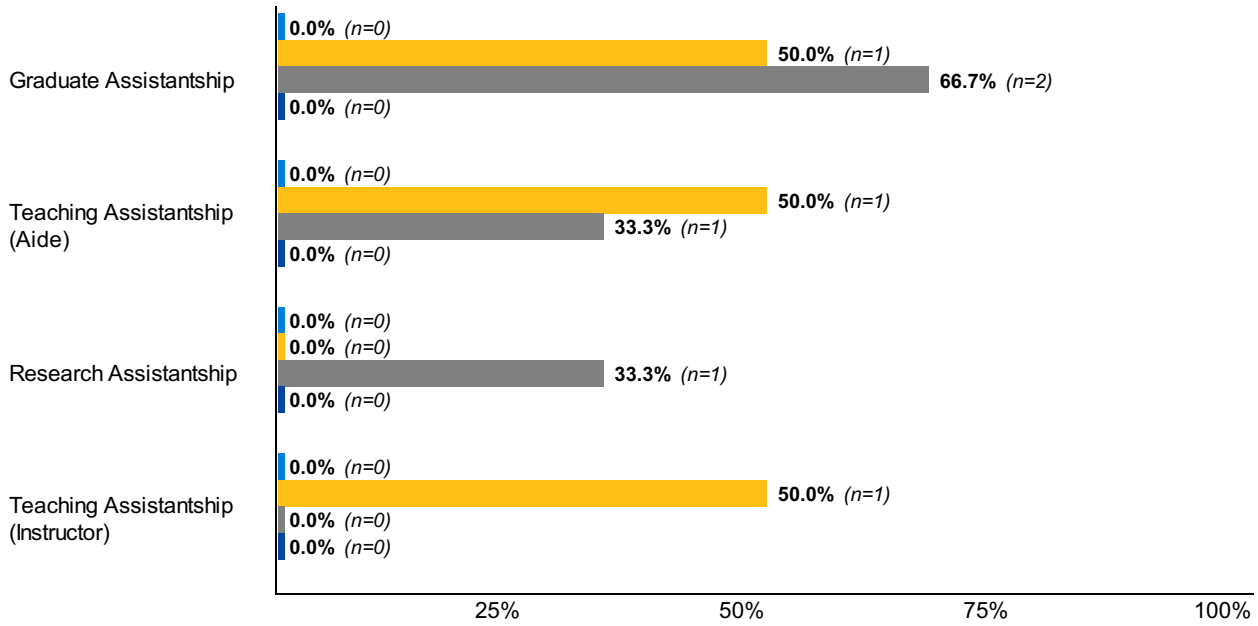
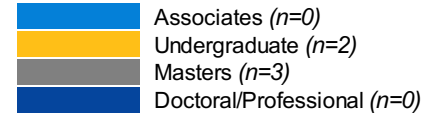
Assistantships

Experiential 73: Please indicate if these experiences were full or part-time. (Select all that apply)

	Associates <i>n=0</i>	Undergraduate <i>n=2</i>	Masters <i>n=3</i>	Doctoral/Professional <i>n=0</i>
Part-time	0.0% (<i>n=0</i>)	100.0% (<i>n=2</i>)	100.0% (<i>n=3</i>)	0.0% (<i>n=0</i>)
Full-time	0.0% (<i>n=0</i>)	0.0% (<i>n=0</i>)	33.3% (<i>n=1</i>)	0.0% (<i>n=0</i>)

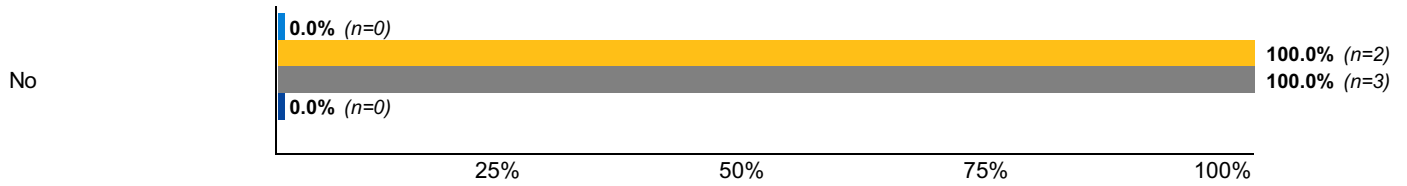
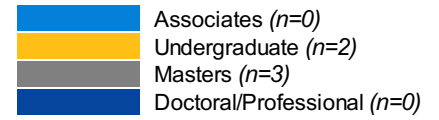
Assistantships

Experiential 74: What types of assistantships did you complete? (Select all that apply)



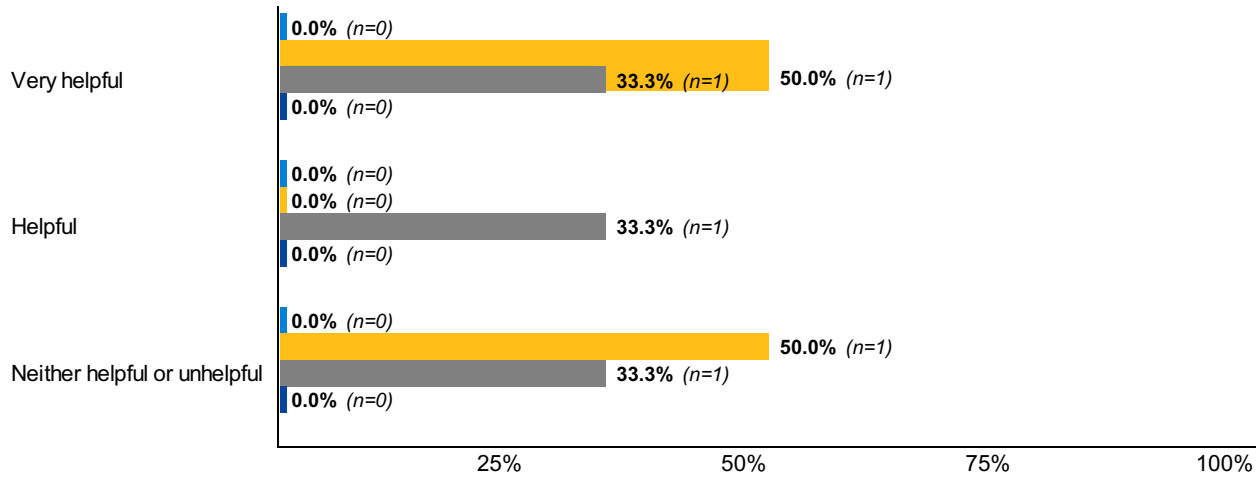
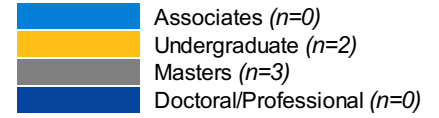
Assistantships

Experiential 75: Were you offered full-time employment as result of any of your assistantships?



Assistantships

Experiential 76: How helpful were your assistantship(s) in preparing you for the workplace/your career?



Field Experience / Practicum

Experiential 79: How many field experiences or practicums did you complete?

	Associates <i>n=1</i>	Undergraduate <i>n=5</i>	Masters <i>n=0</i>	Doctoral/Professional <i>n=0</i>
1	0.0% (<i>n=0</i>)	20.0% (<i>n=1</i>)	0.0% (<i>n=0</i>)	0.0% (<i>n=0</i>)
2	0.0% (<i>n=0</i>)	40.0% (<i>n=2</i>)	0.0% (<i>n=0</i>)	0.0% (<i>n=0</i>)
3	100.0% (<i>n=1</i>)	40.0% (<i>n=2</i>)	0.0% (<i>n=0</i>)	0.0% (<i>n=0</i>)
4	0.0% (<i>n=0</i>)	0.0% (<i>n=0</i>)	0.0% (<i>n=0</i>)	0.0% (<i>n=0</i>)
5	0.0% (<i>n=0</i>)	0.0% (<i>n=0</i>)	0.0% (<i>n=0</i>)	0.0% (<i>n=0</i>)
More than 5	0.0% (<i>n=0</i>)	0.0% (<i>n=0</i>)	0.0% (<i>n=0</i>)	0.0% (<i>n=0</i>)

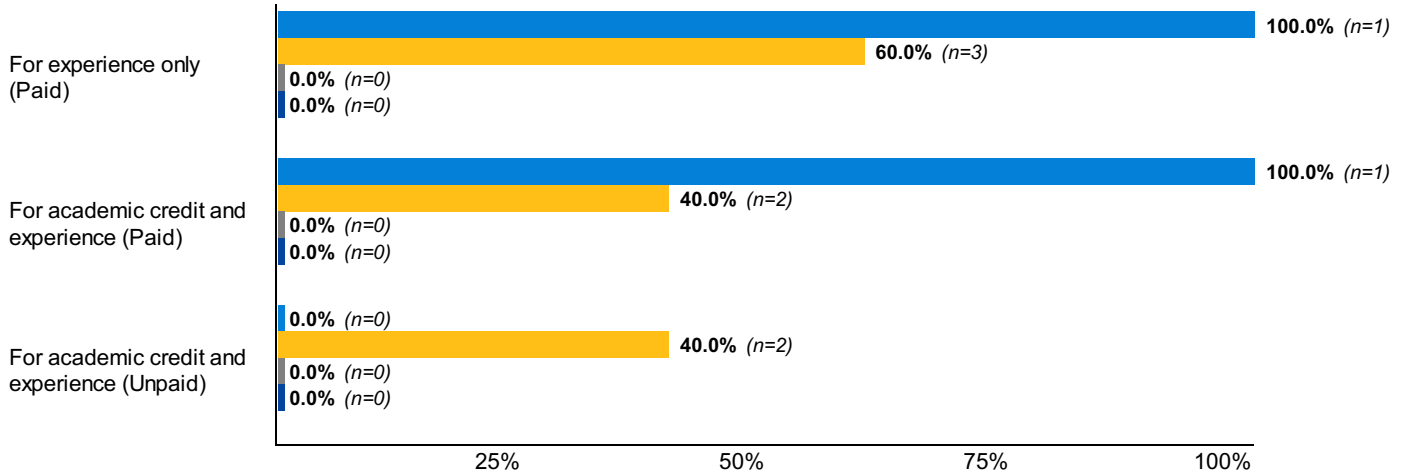
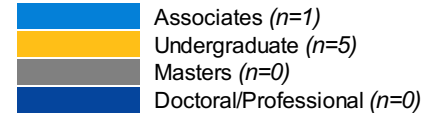
Field Experience / Practicum

Experiential 80: Please indicate if these experiences were full or part-time. (Select all that apply)

	Associates <i>n=1</i>	Undergraduate <i>n=5</i>	Masters <i>n=0</i>	Doctoral/Professional <i>n=0</i>
Part-time	0.0% (<i>n=0</i>)	80.0% (<i>n=4</i>)	0.0% (<i>n=0</i>)	0.0% (<i>n=0</i>)
Full-time	100.0% (<i>n=1</i>)	20.0% (<i>n=1</i>)	0.0% (<i>n=0</i>)	0.0% (<i>n=0</i>)

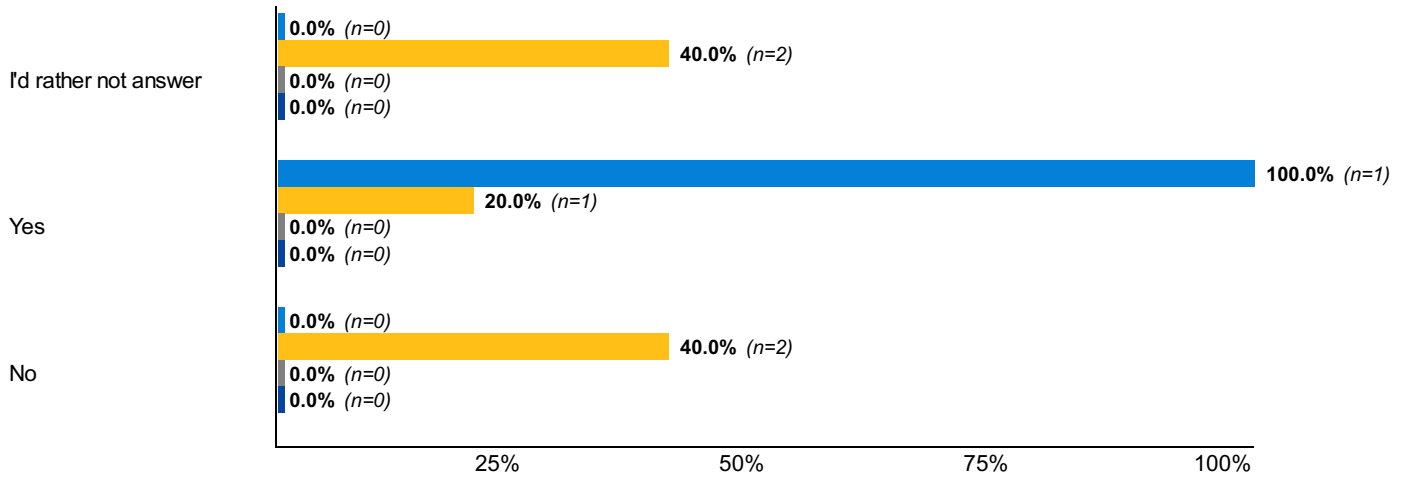
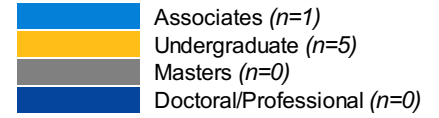
Field Experience / Practicum

Experiential 81: What types of field experiences or practicums did you complete? (Select all that apply)



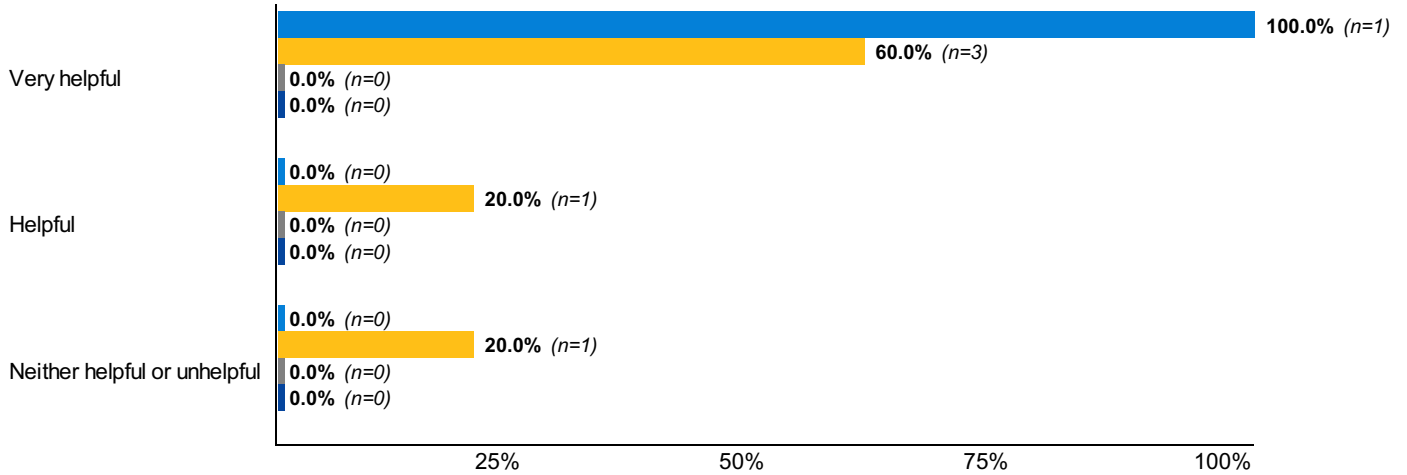
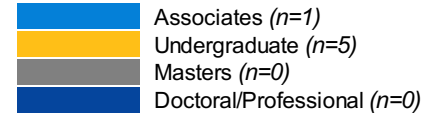
Field Experience / Practicum

Experiential 82: Were you offered full-time employment as result of any of your field experiences or practicums?



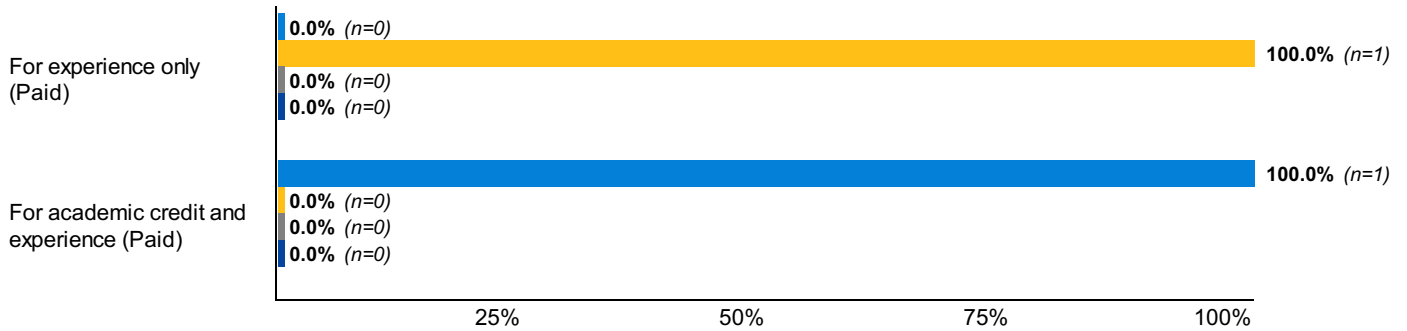
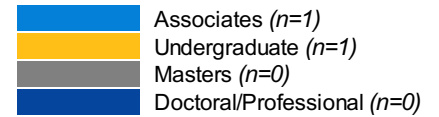
Field Experience / Practicum

Experiential 83: How helpful were your field experiences or practicums in preparing you for the workplace/your career?



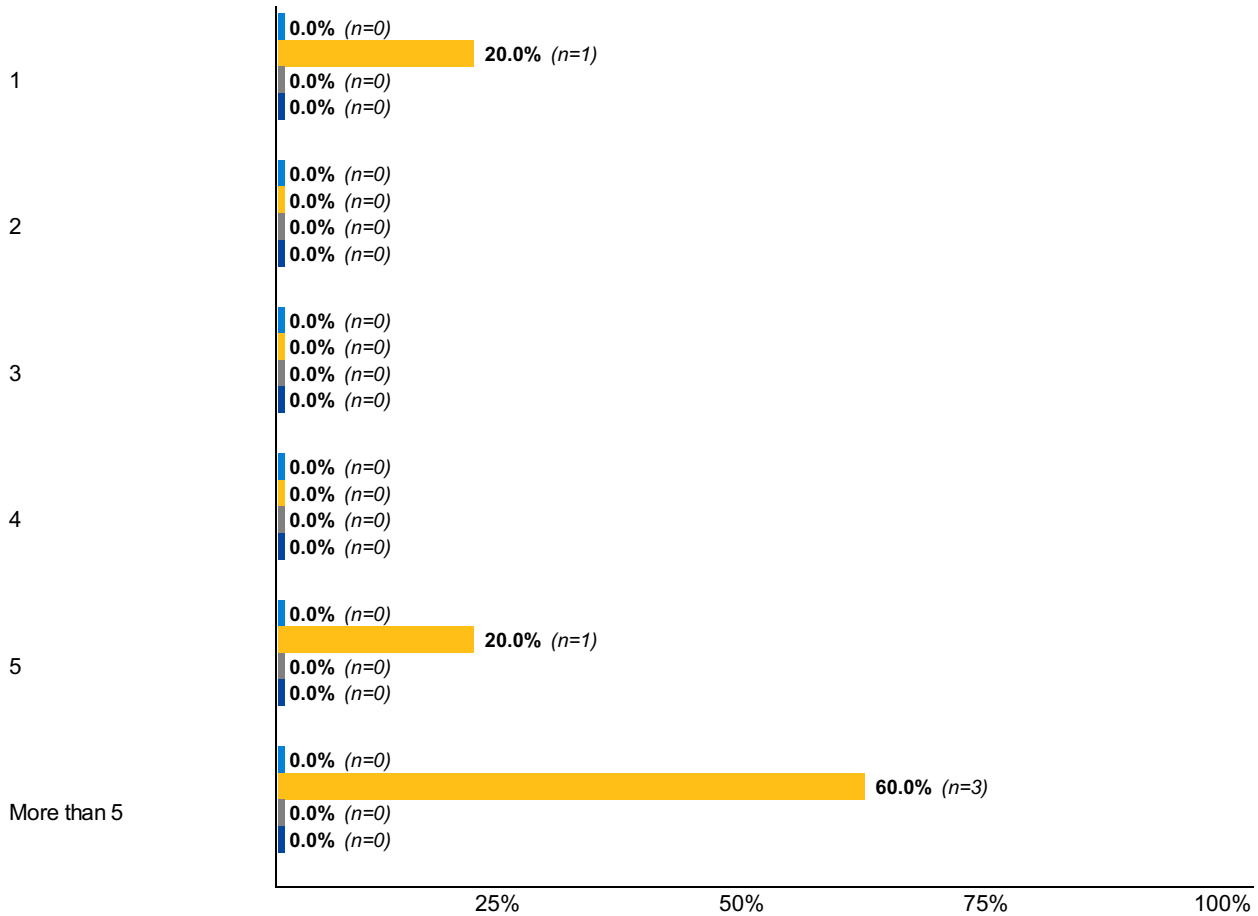
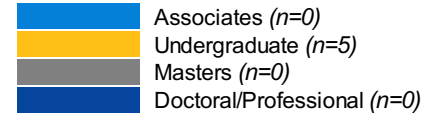
Field Experience / Practicum

Experiential 85: What type of field experience or practicum was this?



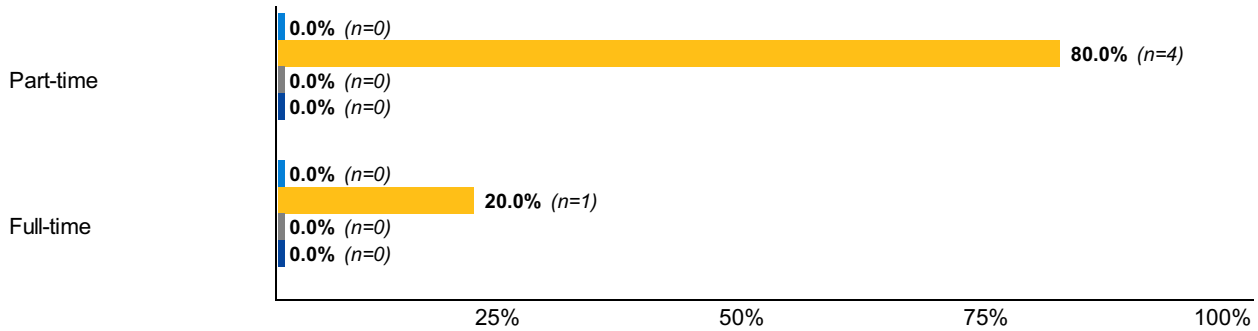
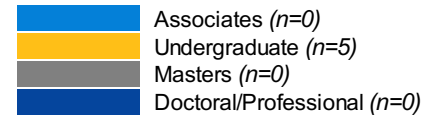
Clinical Experience

Experiential 86: How many clinical experiences did you complete?



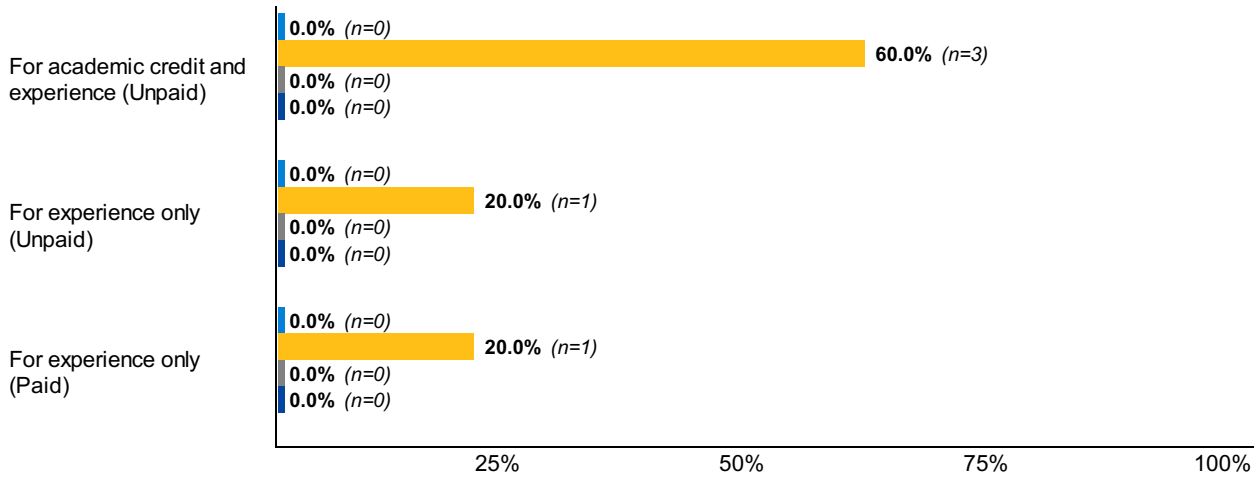
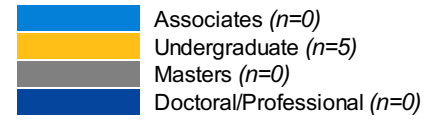
Clinical Experience

Experiential 87: Please indicate if these experiences were full or part-time. (Select all that apply)



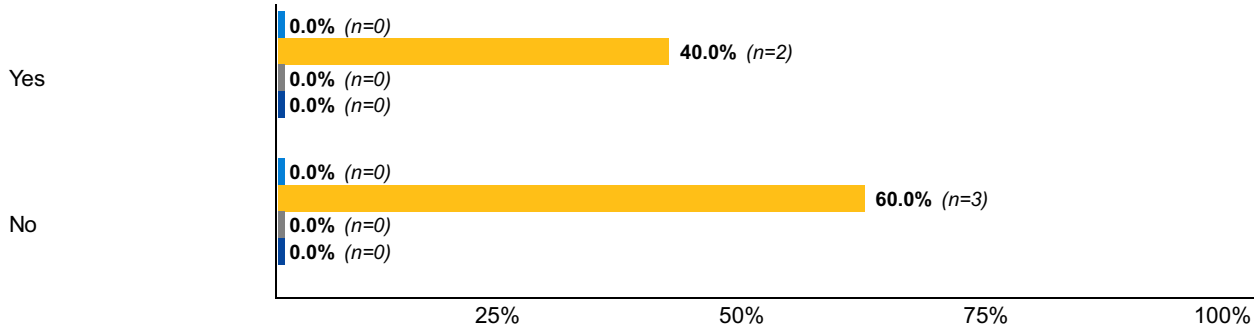
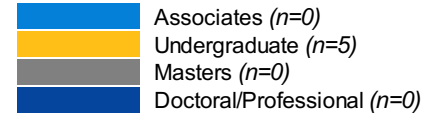
Clinical Experience

Experiential 88: What types of clinical experiences did you complete? (Select all that apply)



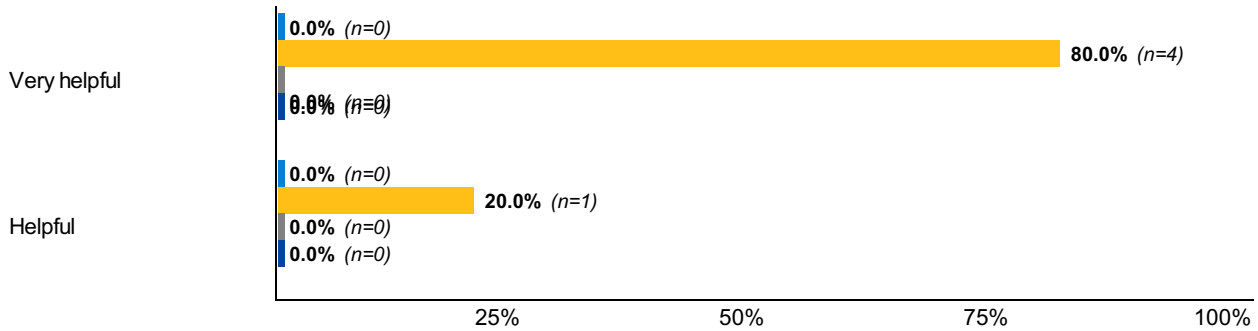
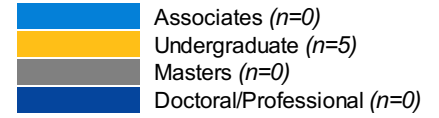
Clinical Experience

Experiential 89: Were you offered full-time employment as result of any of your clinical experiences?



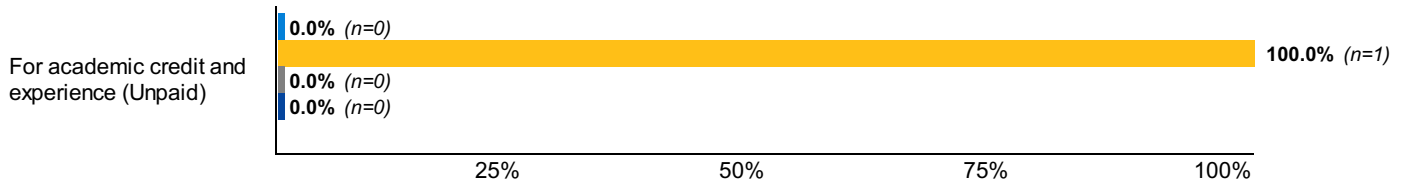
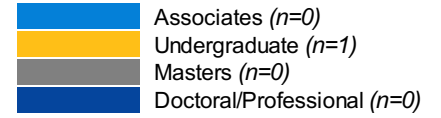
Clinical Experience

Experiential 90: How helpful were your clinical experiences in preparing you for the workplace/your career?



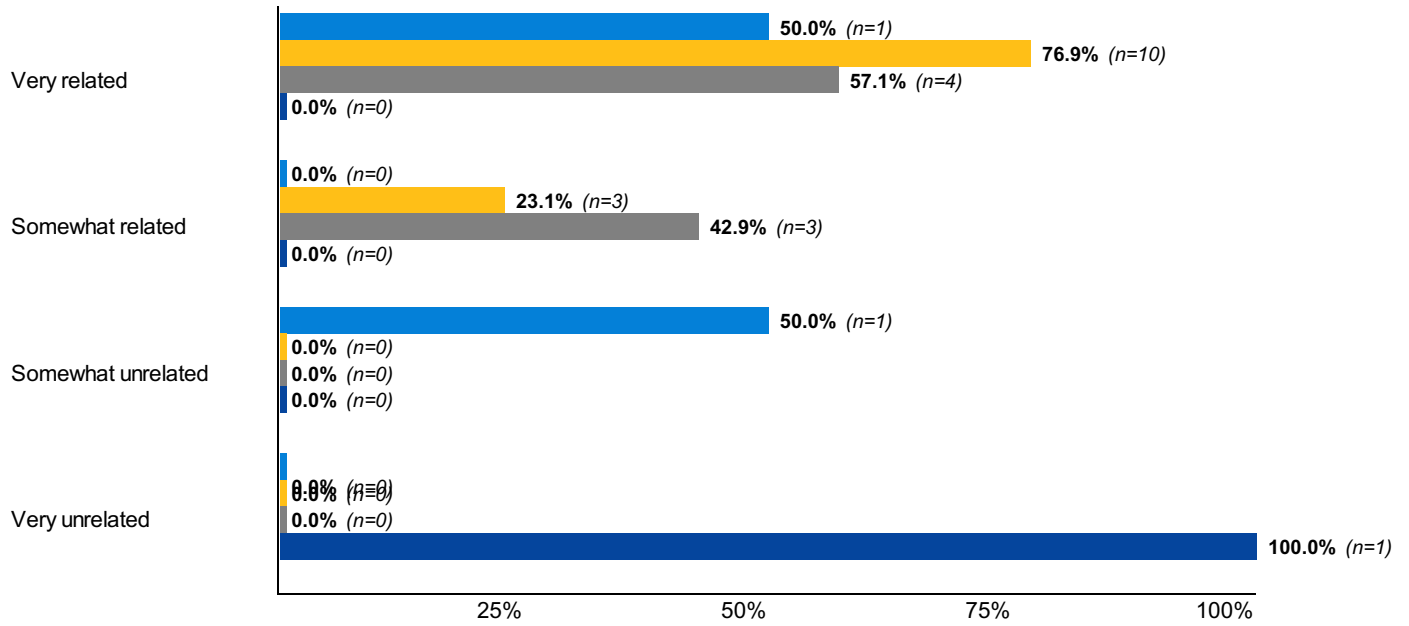
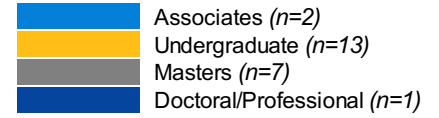
Clinical Experience

Experiential 92: What type of clinical experience was this?



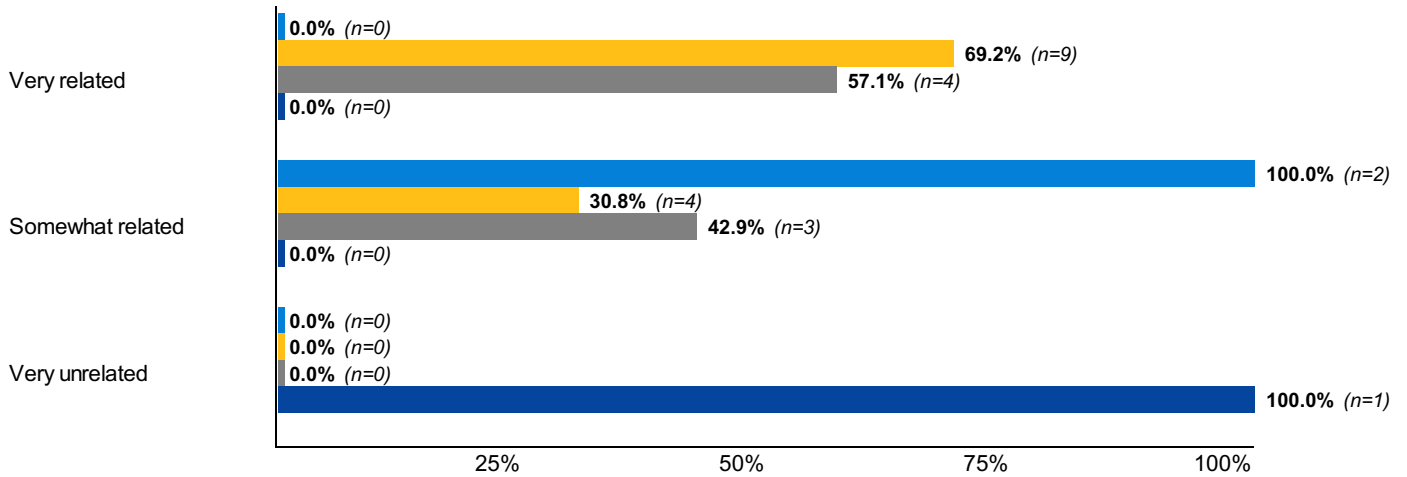
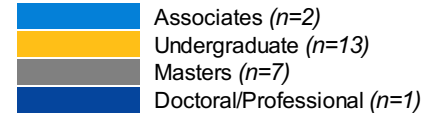
Satisfaction

Satisfaction 105: How related is your primary post-graduation occupation to your program/area of study?



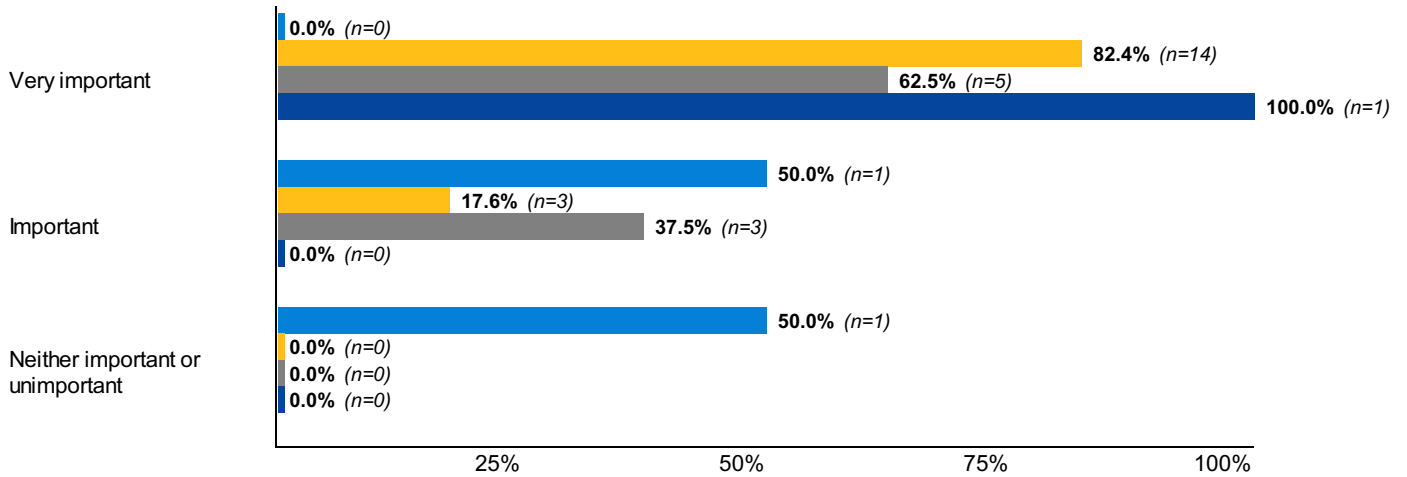
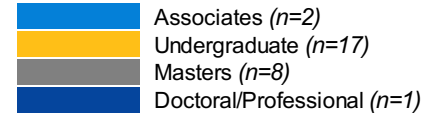
Satisfaction

Satisfaction 106: How related is your primary post-graduation occupation to your career goals?



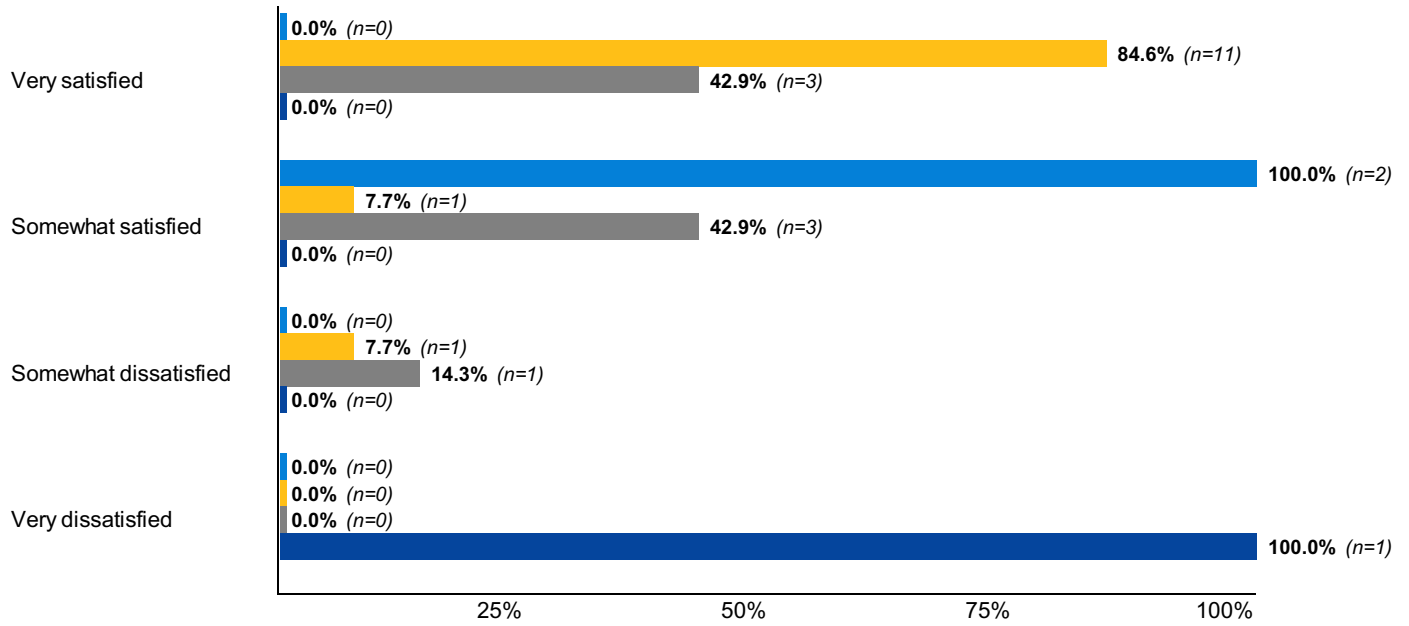
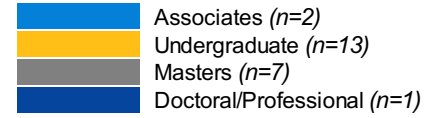
Satisfaction

Satisfaction 107: How important to you is it that your primary post-graduation occupation or career is related to your program/area of study?



Satisfaction

Satisfaction 108: How satisfied are you with your primary post-graduation occupation?



Motivation

Motivation 109: Which of these best describes your situation before beginning the degree you recently completed? (Select all that apply)

	Associates <i>n=2</i>	Undergraduate <i>n=17</i>	Masters <i>n=8</i>	Doctoral/Professional <i>n=1</i>
Recently completed high school or GED	100.0% (<i>n=2</i>)	58.8% (<i>n=10</i>)	12.5% (<i>n=1</i>)	0.0% (<i>n=0</i>)
Working full-time	50.0% (<i>n=1</i>)	23.5% (<i>n=4</i>)	62.5% (<i>n=5</i>)	0.0% (<i>n=0</i>)
Recently completed post-secondary education	0.0% (<i>n=0</i>)	11.8% (<i>n=2</i>)	50.0% (<i>n=4</i>)	0.0% (<i>n=0</i>)
Working part-time	0.0% (<i>n=0</i>)	17.6% (<i>n=3</i>)	12.5% (<i>n=1</i>)	0.0% (<i>n=0</i>)
Unemployed and seeking employment	0.0% (<i>n=0</i>)	11.8% (<i>n=2</i>)	0.0% (<i>n=0</i>)	0.0% (<i>n=0</i>)
Self-employed	50.0% (<i>n=1</i>)	5.9% (<i>n=1</i>)	0.0% (<i>n=0</i>)	0.0% (<i>n=0</i>)
Engaged in military service	0.0% (<i>n=0</i>)	0.0% (<i>n=0</i>)	12.5% (<i>n=1</i>)	0.0% (<i>n=0</i>)
Caring for children or other family	0.0% (<i>n=0</i>)	0.0% (<i>n=0</i>)	12.5% (<i>n=1</i>)	0.0% (<i>n=0</i>)
Other	0.0% (<i>n=0</i>)	0.0% (<i>n=0</i>)	0.0% (<i>n=0</i>)	100.0% (<i>n=1</i>)

Motivation

Motivation 110: What was your primary motivation when beginning the degree you recently completed?

	Associates <i>n=2</i>	Undergraduate <i>n=16</i>	Masters <i>n=8</i>	Doctoral/Professional <i>n=1</i>
Employment opportunities	0.0% (<i>n=0</i>)	50.0% (<i>n=8</i>)	50.0% (<i>n=4</i>)	0.0% (<i>n=0</i>)
Income potential	50.0% (<i>n=1</i>)	18.8% (<i>n=3</i>)	25.0% (<i>n=2</i>)	0.0% (<i>n=0</i>)
Job satisfaction	0.0% (<i>n=0</i>)	12.5% (<i>n=2</i>)	25.0% (<i>n=2</i>)	0.0% (<i>n=0</i>)
Personal enrichment	0.0% (<i>n=0</i>)	12.5% (<i>n=2</i>)	0.0% (<i>n=0</i>)	100.0% (<i>n=1</i>)
Other	50.0% (<i>n=1</i>)	6.3% (<i>n=1</i>)	0.0% (<i>n=0</i>)	0.0% (<i>n=0</i>)

Motivation

Motivation 111: What was your primary motivation when finishing the degree you recently completed?

	Associates <i>n=2</i>	Undergraduate <i>n=16</i>	Masters <i>n=8</i>	Doctoral/Professional <i>n=1</i>
Employment opportunities	0.0% (<i>n=0</i>)	37.5% (<i>n=6</i>)	50.0% (<i>n=4</i>)	0.0% (<i>n=0</i>)
Job satisfaction	0.0% (<i>n=0</i>)	25.0% (<i>n=4</i>)	25.0% (<i>n=2</i>)	0.0% (<i>n=0</i>)
Income potential	50.0% (<i>n=1</i>)	18.8% (<i>n=3</i>)	12.5% (<i>n=1</i>)	0.0% (<i>n=0</i>)
Personal enrichment	0.0% (<i>n=0</i>)	12.5% (<i>n=2</i>)	12.5% (<i>n=1</i>)	100.0% (<i>n=1</i>)
Other	50.0% (<i>n=1</i>)	6.3% (<i>n=1</i>)	0.0% (<i>n=0</i>)	0.0% (<i>n=0</i>)

Motivation

Motivation 112: How helpful was your degree in allowing you to affect each of the following outcomes? Please rate each option from "Very Unhelpful" to "Very Helpful."

	Associates <i>n=2</i>	Undergraduate <i>n=17</i>	Masters <i>n=8</i>	Doctoral/Professional <i>n=1</i>
Employment opportunities = Very Helpful	0.0% (<i>n=0</i>)	52.9% (<i>n=9</i>)	62.5% (<i>n=5</i>)	0.0% (<i>n=0</i>)
Employment opportunities = Helpful	0.0% (<i>n=0</i>)	23.5% (<i>n=4</i>)	25.0% (<i>n=2</i>)	0.0% (<i>n=0</i>)
Employment opportunities = Neither Helpful nor Unhelpful	50.0% (<i>n=1</i>)	17.6% (<i>n=3</i>)	0.0% (<i>n=0</i>)	0.0% (<i>n=0</i>)
Employment opportunities = Unhelpful	0.0% (<i>n=0</i>)	0.0% (<i>n=0</i>)	12.5% (<i>n=1</i>)	0.0% (<i>n=0</i>)
Employment opportunities = Very Unhelpful	0.0% (<i>n=0</i>)	5.9% (<i>n=1</i>)	0.0% (<i>n=0</i>)	100.0% (<i>n=1</i>)
Employment opportunities = Have not yet formed opinion	50.0% (<i>n=1</i>)	0.0% (<i>n=0</i>)	0.0% (<i>n=0</i>)	0.0% (<i>n=0</i>)
Impact on society = Very Helpful	0.0% (<i>n=0</i>)	41.2% (<i>n=7</i>)	12.5% (<i>n=1</i>)	0.0% (<i>n=0</i>)
Impact on society = Helpful	0.0% (<i>n=0</i>)	23.5% (<i>n=4</i>)	50.0% (<i>n=4</i>)	0.0% (<i>n=0</i>)
Impact on society = Neither Helpful nor Unhelpful	0.0% (<i>n=0</i>)	29.4% (<i>n=5</i>)	12.5% (<i>n=1</i>)	0.0% (<i>n=0</i>)
Impact on society = Unhelpful	50.0% (<i>n=1</i>)	0.0% (<i>n=0</i>)	0.0% (<i>n=0</i>)	100.0% (<i>n=1</i>)
Impact on society = Very Unhelpful	0.0% (<i>n=0</i>)	0.0% (<i>n=0</i>)	0.0% (<i>n=0</i>)	0.0% (<i>n=0</i>)
Impact on society = Have not yet formed opinion	50.0% (<i>n=1</i>)	5.9% (<i>n=1</i>)	25.0% (<i>n=2</i>)	0.0% (<i>n=0</i>)
Income potential = Very Helpful	0.0% (<i>n=0</i>)	58.8% (<i>n=10</i>)	62.5% (<i>n=5</i>)	0.0% (<i>n=0</i>)
Income potential = Helpful	0.0% (<i>n=0</i>)	23.5% (<i>n=4</i>)	25.0% (<i>n=2</i>)	0.0% (<i>n=0</i>)
Income potential = Neither Helpful nor Unhelpful	50.0% (<i>n=1</i>)	11.8% (<i>n=2</i>)	12.5% (<i>n=1</i>)	0.0% (<i>n=0</i>)
Income potential = Unhelpful	0.0% (<i>n=0</i>)	0.0% (<i>n=0</i>)	0.0% (<i>n=0</i>)	0.0% (<i>n=0</i>)
Income potential = Very Unhelpful	0.0% (<i>n=0</i>)	0.0% (<i>n=0</i>)	0.0% (<i>n=0</i>)	100.0% (<i>n=1</i>)
Income potential = Have not yet formed opinion	50.0% (<i>n=1</i>)	5.9% (<i>n=1</i>)	0.0% (<i>n=0</i>)	0.0% (<i>n=0</i>)
Job satisfaction = Very Helpful	0.0% (<i>n=0</i>)	47.1% (<i>n=8</i>)	50.0% (<i>n=4</i>)	0.0% (<i>n=0</i>)
Job satisfaction = Helpful	0.0% (<i>n=0</i>)	17.6% (<i>n=3</i>)	12.5% (<i>n=1</i>)	0.0% (<i>n=0</i>)

Job satisfaction = Neither Helpful nor Unhelpful	50.0% (n=1)	23.5% (n=4)	25.0% (n=2)	0.0% (n=0)
Job satisfaction = Unhelpful	0.0% (n=0)	5.9% (n=1)	0.0% (n=0)	0.0% (n=0)
Job satisfaction = Very Unhelpful	0.0% (n=0)	0.0% (n=0)	0.0% (n=0)	100.0% (n=1)
Job satisfaction = Have not yet formed opinion	50.0% (n=1)	5.9% (n=1)	12.5% (n=1)	0.0% (n=0)
Personal enrichment = Very Helpful	0.0% (n=0)	58.8% (n=10)	50.0% (n=4)	0.0% (n=0)
Personal enrichment = Helpful	0.0% (n=0)	17.6% (n=3)	37.5% (n=3)	0.0% (n=0)
Personal enrichment = Neither Helpful nor Unhelpful	50.0% (n=1)	11.8% (n=2)	0.0% (n=0)	0.0% (n=0)
Personal enrichment = Unhelpful	0.0% (n=0)	5.9% (n=1)	0.0% (n=0)	100.0% (n=1)
Personal enrichment = Very Unhelpful	0.0% (n=0)	5.9% (n=1)	0.0% (n=0)	0.0% (n=0)
Personal enrichment = Have not yet formed opinion	50.0% (n=1)	0.0% (n=0)	12.5% (n=1)	0.0% (n=0)
Professional prestige = Very Helpful	0.0% (n=0)	52.9% (n=9)	50.0% (n=4)	0.0% (n=0)
Professional prestige = Helpful	0.0% (n=0)	29.4% (n=5)	37.5% (n=3)	0.0% (n=0)
Professional prestige = Neither Helpful nor Unhelpful	0.0% (n=0)	11.8% (n=2)	12.5% (n=1)	0.0% (n=0)
Professional prestige = Unhelpful	0.0% (n=0)	0.0% (n=0)	0.0% (n=0)	0.0% (n=0)
Professional prestige = Very Unhelpful	50.0% (n=1)	5.9% (n=1)	0.0% (n=0)	100.0% (n=1)
Professional prestige = Have not yet formed opinion	50.0% (n=1)	0.0% (n=0)	0.0% (n=0)	0.0% (n=0)